



MOTORSPORT VISION **SUPERCUP**

MSVT SUPERCUP

Silverstone GP Circuit

16th August 2020



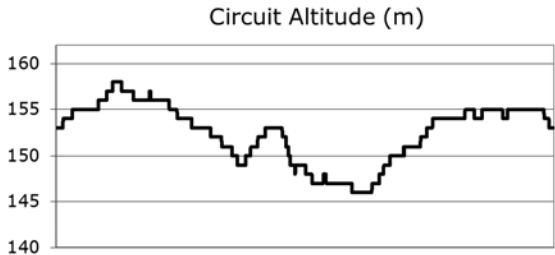
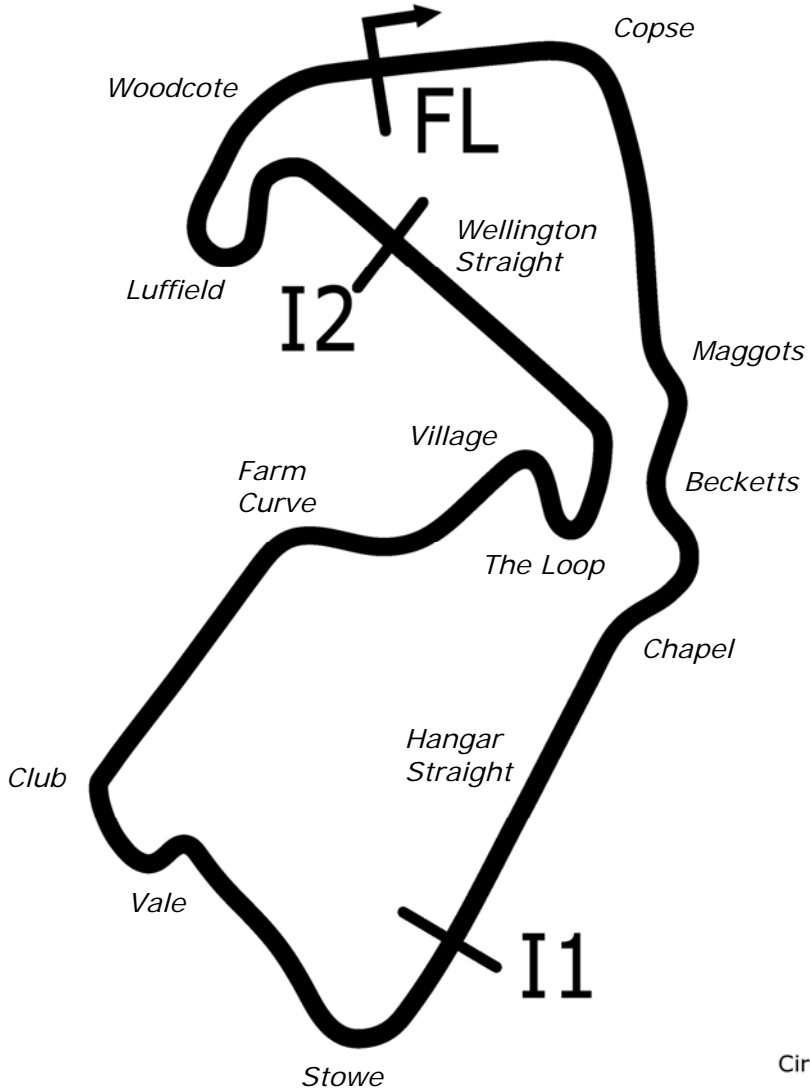
Results Provided by Timing Solutions Ltd
www.tsl-timing.com

Silverstone GP



SPORTS TIMING

TIMING SOLUTIONS LTD



Length	3.6605 miles	5891.0 m	
FL		52.07872 N	1.01711 W
I1	2033m	52.06559 N	1.01486 W
I2	4857m	52.07603 N	1.01669 W
Pit Entry	5839m	52.07859 N	1.01758 W
Pit Exit	305m after FL	52.07880 N	1.01268 W
Pit Entry-Pit Exit 336m, 20.1s @60kph, 15.1s @80kph			

MSVT Super Cup

QUALIFYING - RACE 15 - CLASSIFICATION

POS	NO	CL	PIC NAME	ENTRY	TIME	ON	LAPS	GAP	DIFF	MPH
1	91	S	1 GURNEY / TESTER	BMW M3	2:21.550	9	10			93.09
2	2	S	2 JACKSON / PIDGLEY	Seat Supercopa Gen2	2:22.474	2	10	0.924	0.924	92.49
3	135*	S	3 Steve GALES	Seat Leon Cup	2:23.728	6	8	2.178	1.254	91.68
4	65	S	4 GARDNER / MILLS	BMW M3	2:23.763	2	10	2.213	0.035	91.66
5	54	S	5 Gary HUFFORD	BMW M3	2:25.451	7	10	3.901	1.688	90.59
6	22	S	6 Darren GOES	Seat Cup Racer	2:25.625	2	9	4.075	0.174	90.49
7	13	A	1 S.PARKIN / R.PARKIN	VW Golf TDI	2:27.552	2	8	6.002	1.927	89.30
8	20*	S	7 Callum NOBLE	BMW M3	2:27.648	1	9	6.098	0.096	89.25
9	66	S	8 D.SEAL / P.SEAL	BMW E36 M3	2:31.649	3	4	10.099	4.001	86.89
10	166*	G	1 Richard CLARKE	Mini JCW	2:32.030	3	6	10.480	0.381	86.67
11	63	G	2 FINLAY / TAIT	Ford Fiesta ST180	2:33.558	7	8	12.008	1.528	85.81
12	183	A	2 Gary BURSTOW	BMW M3	2:33.559	5	9	12.009	0.001	85.81
13	10	A	3 Martyn CULLEY	Seat Leon Cupra R	2:33.800	4	9	12.250	0.241	85.68
14	35	C	1 Matthew ANSTISS	Honda S2000	2:33.925	6	8	12.375	0.125	85.61
15	45	TB	1 Chris PAYNE	Caterham Super 7	2:33.956	7	10	12.406	0.031	85.59
16	170	TB	2 Matt NOSSITER	BMW E36	2:34.311	9	10	12.761	0.355	85.39
17	18	B	1 DENDY / KAYLOR	Seat SuperCopa	2:34.420	8	8	12.870	0.109	85.33
18	43	B	2 David SHEAD	BMW Compact	2:34.449	1	2	12.899	0.029	85.32
19	26	TC	1 Cameron MCLEAN	Renault Clio 182	2:34.768	9	10	13.218	0.319	85.14
20	112	TC	2 JOHANSSON / THOMPSON	Renault Clio	2:35.489	7	9	13.939	0.721	84.75
21	24*	B	3 Michael SMITH	Seat Ibiza	2:35.556	6	8	14.006	0.067	84.71
22	68	TB	3 G.WRIGHT / J.WRIGHT	Porsche 944	2:35.784	6	8	14.234	0.228	84.59
23	32	TC	3 MAYHEW / WILTSHIRE	Renault Clio Cup Racer	2:36.305	2	9	14.755	0.521	84.30
24	69*	TB	4 HARDING / SLATER	Honda Civic Type R	2:36.549	8	8	14.999	0.244	84.17
25	78	A	4 D.BRADLEY / R.BRADLEY	BMW M3	2:36.686	6	9	15.136	0.137	84.10
26	11	A	5 Barrie CULLEY	Seat Leon Cupra	2:37.197	8	9	15.647	0.511	83.82
27	42	TC	4 David MENNIE	BMW E36 328i	2:37.365	9	9	15.815	0.168	83.74
28	98*	TC	5 PALK / POTTINGER	Renault Clio	2:37.577	3	8	16.027	0.212	83.62
29	87	A	6 Brad KAYLOR	Seat SuperCopa	2:38.086	2	3	16.536	0.509	83.35
30	92	TC	6 Dan ABBITT	Peugeot 306 Rallye	2:38.087	4	9	16.537	0.001	83.35
31	88*	TC	7 R.LUNDY / RO.LUNDY	Toyota Celica	2:38.380	7	8	16.830	0.293	83.20
32	8	TD	1 John COOPER	Ford Fiesta	2:38.395	9	9	16.845	0.015	83.19
33	75	TB	5 SECKEL / SCRIVENS	Honda Integra Type R	2:38.634	3	8	17.084	0.239	83.07
34	12	TC	8 Stewart DONOVAN	Toyota Celica	2:38.894	6	6	17.344	0.260	82.93
35	144	TC	9 Sarah HOBSON	Toyota Celica	2:39.852	7	9	18.302	0.958	82.43
36	99*	TC	10 QUANTRELL / MARLOW	Renault Clio	2:40.018	8	8	18.468	0.166	82.35
37	30	B	4 GETINO / MARTIN	Porsche Boxter	2:40.044	7	8	18.494	0.026	82.33
38	3	TD	2 R.ADAMS / M.ADAMS	Mazda MX5	2:40.355	3	8	18.805	0.311	82.17
39	16	TC	11 Russell SARGENT	Renault Clio 182	2:40.513	8	8	18.963	0.158	82.09
40	1	TC	12 GREEN / O'KEEFFE	BMW 328i	2:40.679	8	8	19.129	0.166	82.01
41	182	TC	13 Oliver OWEN	Renault Clio Sport 182	2:41.444	6	9	19.894	0.765	81.62
42	131	G	3 Alan LYNE	Renault Clio	2:43.641	7	9	22.091	2.197	80.52
43	7	TC	14 CURRIE / HUGHES	Renault Clio	2:44.238	3	8	22.688	0.597	80.23
44	193	TD	3 Jack YOUHILL	Ford Fiesta	2:44.479	8	9	22.929	0.241	80.11
45	48	TC	15 Chas ALLEN	Renault Clio	2:44.520	9	9	22.970	0.041	80.09
46	27	TD	4 ANDREWS / GOLDTHORPE	Ford Fiesta	2:45.221	8	8	23.671	0.701	79.75
47	39	TD	5 Ben CATER	Toyota MR2	2:45.737	7	8	24.187	0.516	79.51
48	5*	TD	6 ABBITT / MITHCELL	Mazda MX5	2:45.761	8	8	24.211	0.024	79.49
49	150	TC	16 Julian HAMER	Mini Cooper S	2:46.015	9	9	24.465	0.254	79.37
50	56	TD	7 DHESI / ARIF	Ford Fiesta	2:46.130	1	8	24.580	0.115	79.32
51	124	TD	8 A.HORNIGOLD / R.HORNIGOLD	MG ZR	2:47.314	7	8	25.764	1.184	78.76
52	55*	TD	9 WRIGHT / MORRIS	Citreon Saxo	2:47.692	6	7	26.142	0.378	78.58
53	19	TD	10 Paul BURN	Ford Fiesta	2:50.418	8	9	28.868	2.726	77.32
54	6	TC	17 Grant GROVE	Mini Cooper S	2:54.550	1	1	33.000	4.132	75.49

*Cars 5, 55 - require working transponders - Regulation Q12.2.1 refers.

*Car 69 - transponder working intermittently, please check position.

No. 20, 24, 55, 88, 99, 135, 166 - 1 Lap time disallowed; exceeding track limits.

Silverstone GP

Circuit Length = 3.6604 miles

Start: 13:08 Flag 13:33 End: 13:40

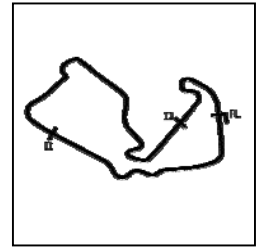
Weather / Track : Cloudy / Dry

These results are provisional until the conclusion of any judicial and technical matters.

Clerk Of Course :	Steward :	Timekeeper : Nick Palmer
-------------------	-----------	--------------------------

MSVT Super Cup

QUALIFYING - RACE 15 - SECTOR ANALYSIS



SECTOR 1 = FL to I1, SECTOR 2 = I1 to I2, SECTOR 3 = I2 to FL, DIFF = Difference To Personal Best Lap, P = Crossed Finish Line in Pit Lane, D = Time Disallowed

P1 91 S		GURNEY / TESTER		BMW M3			
IDEAL LAP TIME : 2:21.389		BEST LAP TIME : 2:21.550		DIFFERENCE : 0.161			
LAP	SECTOR 1	SECTOR 2	SECTOR 3	LAP TIME	MPH	DIFF	TIME OF DAY
1 -	47.340	1:15.267	26.453	2:29.060	88.40	7.510	13:11:47.510
2 -	43.366	1:13.595	26.608	2:23.569 (3)	91.78	2.019	13:14:11.079
3 -	44.010	1:14.772	27.617	2:26.399	90.01	4.849	13:16:37.478
4 -	45.971	1:18.687	IN PIT	2:47.512 P	78.66	25.962	13:19:24.990
5 -	OUTLAP	1:14.809	26.266	4:29.137	48.96	2:07.587	13:23:54.127
6 -	44.114	1:15.128	26.406	2:25.648	90.47	4.098	13:26:19.775
7 -	44.004	1:14.145	27.117	2:25.266	90.71	3.716	13:28:45.041
8 -	43.512	1:12.970	26.130	2:22.612 (2)	92.40	1.062	13:31:07.653
9 -	42.314	1:13.131	26.105	2:21.550 (1)	93.09		13:33:29.203
10 -	45.080	1:15.569	27.163	2:27.812	89.15	6.262	13:35:57.015

P2 2 S		JACKSON / PIDGLEY		Seat Supercopa Gen2			
IDEAL LAP TIME : 2:22.271		BEST LAP TIME : 2:22.474		DIFFERENCE : 0.203			
LAP	SECTOR 1	SECTOR 2	SECTOR 3	LAP TIME	MPH	DIFF	TIME OF DAY
1 -	45.925	1:13.619	26.008	2:25.552	90.53	3.078	13:11:59.682
2 -	43.482	1:13.080	25.912	2:22.474 (1)	92.49		13:14:22.156
3 -	43.279	1:13.100	26.215	2:22.594 (2)	92.41	0.120	13:16:44.750
4 -	45.339	1:14.722	27.336	2:27.397	89.40	4.923	13:19:12.147
5 -	44.492	1:17.399	IN PIT	2:36.959 P	83.95	14.485	13:21:49.106
6 -	OUTLAP	1:15.287	26.613	3:47.386	57.95	1:24.912	13:25:36.492
7 -	44.032	1:14.231	26.765	2:25.028	90.86	2.554	13:28:01.520
8 -	45.022	1:15.897	27.038	2:27.957	89.06	5.483	13:30:29.477
9 -	44.345	1:14.439	26.499	2:25.283	90.70	2.809	13:32:54.760
10 -	44.134	1:13.595	26.853	2:24.582 (3)	91.14	2.108	13:35:19.342

P3 135 S		Steve GALES		Seat Leon Cup			
IDEAL LAP TIME : 2:23.239		BEST LAP TIME : 2:23.728		DIFFERENCE : 0.489			
LAP	SECTOR 1	SECTOR 2	SECTOR 3	LAP TIME	MPH	DIFF	TIME OF DAY
1 -	49.350	1:24.100	28.589	2:42.039	81.32	18.311	13:13:28.490
2 -	45.863	1:14.491	26.904	2:27.258	89.48	3.530	13:15:55.748
3 -	43.750	1:13.708	26.581	2:24.039 (2)	91.48	0.311	13:18:19.787
4 -	43.571	1:14.027	26.888	2:24.486 (3)	91.20	0.758	13:20:44.273
5 -	OUTLAP	1:14.500	26.400	7:36.183	28.88	5:12.455	13:28:20.456
6 -	44.060	1:13.689	25.979	2:23.728 (1)	91.68		13:30:44.184
7 -	44.144	1:15.703	26.338	2:26.185	90.14	2.457	13:33:10.369
8 -	45.239	1:16.924	26.025	2:28.188 D	88.92	4.460	13:35:38.557

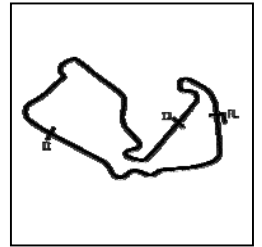
P4 65 S		GARDNER / MILLS		BMW M3			
IDEAL LAP TIME : 2:23.525		BEST LAP TIME : 2:23.763		DIFFERENCE : 0.238			
LAP	SECTOR 1	SECTOR 2	SECTOR 3	LAP TIME	MPH	DIFF	TIME OF DAY
1 -	44.677	1:13.449	26.234	2:24.360 (3)	91.28	0.597	13:11:48.203
2 -	43.969	1:13.378	26.416	2:23.763 (1)	91.66		13:14:11.966
3 -	45.998	1:16.057	28.474	2:30.529	87.54	6.766	13:16:42.495
4 -	45.046	1:15.177	26.852	2:27.075	89.59	3.312	13:19:09.570
5 -	44.627	1:22.026	IN PIT	2:41.327 P	81.68	17.564	13:21:50.897
6 -	OUTLAP	1:20.992	26.624	3:50.876	57.07	1:27.113	13:25:41.773
7 -	43.913	1:13.736	26.393	2:24.042 (2)	91.48	0.279	13:28:05.815
8 -	44.237	1:17.312	27.115	2:28.664	88.64	4.901	13:30:34.479
9 -	44.335	1:15.388	28.085	2:27.808	89.15	4.045	13:33:02.287
10 -	45.141	1:13.803	27.582	2:26.526	89.93	2.763	13:35:28.813

Weather / Track : Cloudy / Dry

Silverstone GP
Circuit Length = 3.6604 miles
Start: 13:08 Flag 13:33 End: 13:40

MSVT Super Cup

QUALIFYING - RACE 15 - SECTOR ANALYSIS



SECTOR 1 = FL to I1, SECTOR 2 = I1 to I2, SECTOR 3 = I2 to FL, DIFF = Difference To Personal Best Lap, P = Crossed Finish Line in Pit Lane, D = Time Disallowed

P5		54 S		Gary HUFFORD		BMW M3	
IDEAL LAP TIME : 2:24.704		BEST LAP TIME : 2:25.451		DIFFERENCE : 0.747			
LAP	SECTOR 1	SECTOR 2	SECTOR 3	LAP TIME	MPH	DIFF	TIME OF DAY
1 -	45.627	1:14.956	26.327	2:26.910	89.69	1.459	13:11:46.189
2 -	44.132	1:14.306	27.065	2:25.503 (2)	90.56	0.052	13:14:11.692
3 -	44.372	1:14.359	27.420	2:26.151	90.16	0.700	13:16:37.843
4 -	46.291	1:17.527	26.794	2:30.612	87.49	5.161	13:19:08.455
5 -	45.244	1:16.373	26.850	2:28.467	88.75	3.016	13:21:36.922
6 -	46.515	1:16.007	26.857	2:29.379	88.21	3.928	13:24:06.301
7 -	44.227	1:14.926	26.298	2:25.451 (1)	90.59		13:26:31.752
8 -	46.106	1:15.685	28.106	2:29.897	87.91	4.446	13:29:01.649
9 -	45.134	1:15.285	27.764	2:28.183	88.92	2.732	13:31:29.832
10 -	44.100	1:15.129	26.349	2:25.578 (3)	90.52	0.127	13:33:55.410

P6		22 S		Darren GOES		Seat Cup Racer	
IDEAL LAP TIME : 2:24.816		BEST LAP TIME : 2:25.625		DIFFERENCE : 0.809			
LAP	SECTOR 1	SECTOR 2	SECTOR 3	LAP TIME	MPH	DIFF	TIME OF DAY
1 -	47.219	1:15.616	27.453	2:30.288	87.68	4.663	13:12:56.355
2 -	44.072	1:14.357	27.196	2:25.625 (1)	90.49		13:15:21.980
3 -	43.923	1:17.200	27.679	2:28.802	88.55	3.177	13:17:50.782
4 -	44.913	1:15.607	27.804	2:28.324	88.84	2.699	13:20:19.106
5 -	46.667	1:17.391	IN PIT	2:37.901 P	83.45	12.276	13:22:57.007
6 -	OUTLAP	1:17.532	26.827	4:09.744	52.76	1:44.119	13:27:06.751
7 -	43.783	1:15.551	26.676	2:26.010 (2)	90.25	0.385	13:29:32.761
8 -	44.843	1:14.797	27.037	2:26.677 (3)	89.84	1.052	13:31:59.438
9 -	49.732	1:21.077	IN PIT	2:44.178 P	80.26	18.553	13:34:43.616

P7		13 A		S.PARKIN / R.PARKIN		VW Golf TDI	
IDEAL LAP TIME : 2:27.536		BEST LAP TIME : 2:27.552		DIFFERENCE : 0.016			
LAP	SECTOR 1	SECTOR 2	SECTOR 3	LAP TIME	MPH	DIFF	TIME OF DAY
1 -	45.405	1:15.388	27.242	2:28.035 (2)	89.01	0.483	13:12:00.663
2 -	45.120	1:15.362	27.070	2:27.552 (1)	89.30		13:14:28.215
3 -	46.669	1:17.996	IN PIT	2:36.484 P	84.21	8.932	13:17:04.699
4 -	OUTLAP	1:18.545	27.689	7:09.501	30.68	4:41.949	13:24:14.200
5 -	45.894	1:16.610	27.524	2:30.028 (3)	87.83	2.476	13:26:44.228
6 -	46.086	1:17.474	27.054	2:30.614	87.49	3.062	13:29:14.842
7 -	45.558	1:17.365	27.695	2:30.618	87.49	3.066	13:31:45.460
8 -	46.278	1:17.865	27.182	2:31.325	87.08	3.773	13:34:16.785

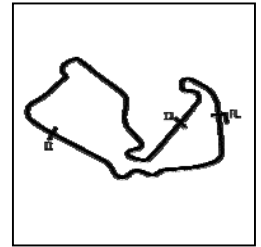
P8		20 S		Callum NOBLE		BMW M3	
IDEAL LAP TIME : 2:26.989		BEST LAP TIME : 2:27.648		DIFFERENCE : 0.659			
LAP	SECTOR 1	SECTOR 2	SECTOR 3	LAP TIME	MPH	DIFF	TIME OF DAY
1 -	45.225	1:15.310	27.113	2:27.648 (1)	89.25		13:11:53.051
2 -	44.654	1:15.289	27.046	2:26.989 D	89.65		13:14:20.040
3 -	44.739	1:16.764	27.408	2:28.911 (2)	88.49	1.263	13:16:48.951
4 -	45.825	1:19.685	IN PIT	2:40.417 P	82.14	12.769	13:19:29.368
5 -	OUTLAP	1:18.834	IN PIT	3:55.975 P	55.84	1:28.327	13:23:25.343
6 -	OUTLAP	1:16.159	27.845	3:27.385	63.54	59.737	13:26:52.728
7 -	44.885	1:16.108	27.989	2:28.982 (3)	88.45	1.334	13:29:21.710
8 -	57.088	1:18.680	28.104	2:43.872	80.41	16.224	13:32:05.582
9 -	45.550	1:22.860	IN PIT	2:45.768 P	79.49	18.120	13:34:51.350

Weather / Track : Cloudy / Dry

Silverstone GP
 Circuit Length = 3.6604 miles
 Start: 13:08 Flag 13:33 End: 13:40

MSVT Super Cup

QUALIFYING - RACE 15 - SECTOR ANALYSIS



SECTOR 1 = FL to I1, SECTOR 2 = I1 to I2, SECTOR 3 = I2 to FL, DIFF = Difference To Personal Best Lap, P = Crossed Finish Line in Pit Lane, D = Time Disallowed

P9 66 S		D.SEAL /P.SEAL		BMW E36 M3			
IDEAL LAP TIME : 2:31.139		BEST LAP TIME : 2:31.649		DIFFERENCE : 0.510			
LAP	SECTOR 1	SECTOR 2	SECTOR 3	LAP TIME	MPH	DIFF	TIME OF DAY
1 -	51.105	1:21.833	27.717	2:40.655	82.02	9.006	13:12:20.062
2 -	47.981	1:18.661	27.315	2:33.957 (3)	85.59	2.308	13:14:54.019
3 -	45.684	1:18.140	27.825	2:31.649 (1)	86.89		13:17:25.668
4 -	46.400	1:18.899	27.478	2:32.777 (2)	86.25	1.128	13:19:58.445

P10 166 G		Richard CLARKE		Mini JCW			
IDEAL LAP TIME : 2:30.857		BEST LAP TIME : 2:32.030		DIFFERENCE : 1.173			
LAP	SECTOR 1	SECTOR 2	SECTOR 3	LAP TIME	MPH	DIFF	TIME OF DAY
1 -	50.582	1:23.763	29.059	2:43.404 (3)	80.64	11.374	13:12:29.824
2 -	46.567	1:18.315	27.212	2:32.094 (2)	86.64	0.064	13:15:01.918
3 -	45.954	1:18.272	27.804	2:32.030 (1)	86.67		13:17:33.948
4 -	OUTLAP	1:19.127	27.863	8:31.190	25.77	5:59.160	13:26:05.138
5 -	OUTLAP	1:18.841	27.715	7:18.775	30.03	4:46.745	13:33:23.913
6 -	46.345	1:18.261	27.752	2:32.358 D	86.49	0.328	13:35:56.271

P11 63 G		FINLAY / TAIT		Ford Fiesta ST180			
IDEAL LAP TIME : 2:33.083		BEST LAP TIME : 2:33.558		DIFFERENCE : 0.475			
LAP	SECTOR 1	SECTOR 2	SECTOR 3	LAP TIME	MPH	DIFF	TIME OF DAY
1 -	49.487	1:18.836	28.334	2:36.657	84.11	3.099	13:12:21.738
2 -	47.651	1:19.772	IN PIT	2:43.258 P	80.71	9.700	13:15:04.996
3 -	OUTLAP	1:18.822	28.330	5:22.833	40.81	2:49.275	13:20:27.829
4 -	46.789	1:18.685	28.420	2:33.894 (3)	85.62	0.336	13:23:01.723
5 -	46.279	1:19.147	IN PIT	2:41.076 P	81.81	7.518	13:25:42.799
6 -	OUTLAP	1:19.252	28.119	4:44.124	46.38	2:10.566	13:30:26.923
7 -	46.403	1:18.840	28.315	2:33.558 (1)	85.81		13:33:00.481
8 -	46.470	1:19.089	28.145	2:33.704 (2)	85.73	0.146	13:35:34.185

P12 183 A		Gary BURSTOW		BMW M3			
IDEAL LAP TIME : 2:32.922		BEST LAP TIME : 2:33.559		DIFFERENCE : 0.637			
LAP	SECTOR 1	SECTOR 2	SECTOR 3	LAP TIME	MPH	DIFF	TIME OF DAY
1 -	49.528	1:23.598	28.145	2:41.271	81.71	7.712	13:12:29.323
2 -	46.683	1:20.341	27.535	2:34.559 (2)	85.26	1.000	13:15:03.882
3 -	47.830	1:18.704	IN PIT	2:38.320 P	83.23	4.761	13:17:42.202
4 -	OUTLAP	1:20.360	28.330	5:22.525	40.85	2:48.966	13:23:04.727
5 -	46.988	1:18.945	27.626	2:33.559 (1)	85.81		13:25:38.286
6 -	47.229	1:20.774	27.766	2:35.769	84.59	2.210	13:28:14.055
7 -	47.021	1:19.082	29.075	2:35.178 (3)	84.92	1.619	13:30:49.233
8 -	46.912	1:33.174	32.798	2:52.884	76.22	19.325	13:33:42.117
9 -	55.585	1:36.084	28.859	3:00.528	72.99	26.969	13:36:42.645

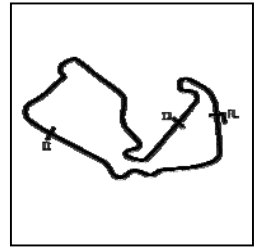
P13 10 A		Martyn CULLEY		Seat Leon Cupra R			
IDEAL LAP TIME : 2:32.487		BEST LAP TIME : 2:33.800		DIFFERENCE : 1.313			
LAP	SECTOR 1	SECTOR 2	SECTOR 3	LAP TIME	MPH	DIFF	TIME OF DAY
1 -	49.136	1:20.022	27.676	2:36.834	84.02	3.034	13:12:38.936
2 -	48.955	1:18.688	28.658	2:36.301	84.31	2.501	13:15:15.237
3 -	47.343	1:20.001	27.780	2:35.124 (3)	84.95	1.324	13:17:50.361
4 -	47.956	1:17.910	27.934	2:33.800 (1)	85.68		13:20:24.161
5 -	49.702	1:28.185	30.912	2:48.799	78.06	14.999	13:23:12.960
6 -	50.029	1:18.553	27.744	2:36.326	84.29	2.526	13:25:49.286
7 -	46.901	1:19.469	IN PIT	2:40.397 P	82.15	6.597	13:28:29.683
8 -	OUTLAP	1:18.912	28.521	3:38.182	60.39	1:04.382	13:32:07.865
9 -	46.938	1:19.162	27.805	2:33.905 (2)	85.62	0.105	13:34:41.770

Weather / Track : Cloudy / Dry

Silverstone GP
Circuit Length = 3.6604 miles
Start: 13:08 Flag 13:33 End: 13:40

MSVT Super Cup

QUALIFYING - RACE 15 - SECTOR ANALYSIS



SECTOR 1 = FL to I1, SECTOR 2 = I1 to I2, SECTOR 3 = I2 to FL, DIFF = Difference To Personal Best Lap, P = Crossed Finish Line in Pit Lane, D = Time Disallowed

P14 35 C		Matthew ANTISS		Honda S2000			
IDEAL LAP TIME : 2:33.763		BEST LAP TIME : 2:33.925		DIFFERENCE : 0.162			
LAP	SECTOR 1	SECTOR 2	SECTOR 3	LAP TIME	MPH	DIFF	TIME OF DAY
1 -	49.857	1:21.965	28.087	2:39.909	82.40	5.984	13:12:41.168
2 -	48.307	1:18.639	28.985	2:35.931 (2)	84.51	2.006	13:15:17.099
3 -	47.219	1:22.894	28.685	2:38.798 (3)	82.98	4.873	13:17:55.897
4 -	47.287	1:23.908	IN PIT	2:48.382 P	78.26	14.457	13:20:44.279
5 -	OUTLAP	1:30.139	29.966	4:39.972	47.06	2:06.047	13:25:24.251
6 -	47.381	1:18.511	28.033	2:33.925 (1)	85.61		13:27:58.176
7 -	47.914	1:22.831	IN PIT	2:51.764 P	76.72	17.839	13:30:49.940
8 -	OUTLAP	1:21.378	28.651	3:18.107	66.51	44.182	13:34:08.047

P15 45 TB		Chris PAYNE		Caterham Super 7			
IDEAL LAP TIME : 2:32.827		BEST LAP TIME : 2:33.956		DIFFERENCE : 1.129			
LAP	SECTOR 1	SECTOR 2	SECTOR 3	LAP TIME	MPH	DIFF	TIME OF DAY
1 -	52.174	1:27.255	29.675	2:49.104	77.92	15.148	13:12:31.203
2 -	49.004	1:21.996	31.235	2:42.235	81.22	8.279	13:15:13.438
3 -	48.979	1:22.180	29.630	2:40.789	81.95	6.833	13:17:54.227
4 -	48.717	1:18.972	27.953	2:35.642	84.66	1.686	13:20:29.869
5 -	47.755	1:21.962	32.895	2:42.612	81.03	8.656	13:23:12.481
6 -	50.537	1:19.766	27.753	2:38.056	83.37	4.100	13:25:50.537
7 -	47.477	1:18.085	28.394	2:33.956 (1)	85.59		13:28:24.493
8 -	47.819	1:18.721	27.986	2:34.526 (2)	85.27	0.570	13:30:59.019
9 -	46.989	1:20.028	27.971	2:34.988 (3)	85.02	1.032	13:33:34.007
10 -	47.883	1:19.021	28.410	2:35.314	84.84	1.358	13:36:09.321

P16 170 TB		Matt NOSSITER		BMW E36			
IDEAL LAP TIME : 2:33.731		BEST LAP TIME : 2:34.311		DIFFERENCE : 0.580			
LAP	SECTOR 1	SECTOR 2	SECTOR 3	LAP TIME	MPH	DIFF	TIME OF DAY
1 -	48.571	1:24.644	29.204	2:42.419	81.13	8.108	13:12:31.983
2 -	48.015	1:19.230	28.208	2:35.453	84.77	1.142	13:15:07.436
3 -	47.466	1:19.628	29.324	2:36.418	84.24	2.107	13:17:43.854
4 -	47.892	1:20.047	29.018	2:36.957	83.95	2.646	13:20:20.811
5 -	47.455	1:19.278	28.944	2:35.677	84.64	1.366	13:22:56.488
6 -	47.602	1:19.062	28.165	2:34.829 (3)	85.11	0.518	13:25:31.317
7 -	47.333	1:20.859	28.423	2:36.615	84.14	2.304	13:28:07.932
8 -	46.901	1:18.764	28.796	2:34.461 (2)	85.31	0.150	13:30:42.393
9 -	47.295	1:18.950	28.066	2:34.311 (1)	85.39		13:33:16.704
10 -	48.227	1:20.358	IN PIT	2:44.610 P	80.05	10.299	13:36:01.314

P17 18 B		DENDY / KAYLOR		Seat SuperCopa			
IDEAL LAP TIME : 2:33.547		BEST LAP TIME : 2:34.420		DIFFERENCE : 0.873			
LAP	SECTOR 1	SECTOR 2	SECTOR 3	LAP TIME	MPH	DIFF	TIME OF DAY
1 -	55.240	1:27.366	30.006	2:52.612	76.34	18.192	13:13:28.447
2 -	50.181	1:24.236	31.935	2:46.352	79.21	11.932	13:16:14.799
3 -	53.062	1:24.656	29.846	2:47.564	78.64	13.144	13:19:02.363
4 -	51.375	1:27.579	IN PIT	3:03.918 P	71.65	29.498	13:22:06.281
5 -	OUTLAP	1:21.065	29.316	5:48.557	37.80	3:14.137	13:27:54.838
6 -	47.536	1:19.659	27.852	2:35.047 (3)	84.99	0.627	13:30:29.885
7 -	47.256	1:19.109	28.484	2:34.849 (2)	85.10	0.429	13:33:04.734
8 -	47.822	1:18.439	28.159	2:34.420 (1)	85.33		13:35:39.154

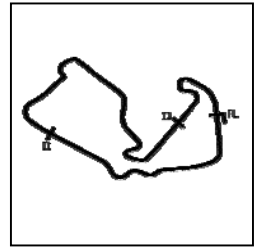
P18 43 B		David SHEAD		BMW Compact			
IDEAL LAP TIME : 2:33.277		BEST LAP TIME : 2:34.449		DIFFERENCE : 1.172			
LAP	SECTOR 1	SECTOR 2	SECTOR 3	LAP TIME	MPH	DIFF	TIME OF DAY
1 -	47.489	1:18.397	28.563	2:34.449 (1)	85.32		13:12:35.137
2 -	46.317	1:19.502	IN PIT	2:44.326 P	80.19	9.877	13:15:19.463

Weather / Track : Cloudy / Dry

Silverstone GP
Circuit Length = 3.6604 miles
Start: 13:08 Flag 13:33 End: 13:40

MSVT Super Cup

QUALIFYING - RACE 15 - SECTOR ANALYSIS



SECTOR 1 = FL to I1, SECTOR 2 = I1 to I2, SECTOR 3 = I2 to FL, DIFF = Difference To Personal Best Lap, P = Crossed Finish Line in Pit Lane, D = Time Disallowed

P19 26 TC		Cameron MCLEAN		Renault Clio 182			
IDEAL LAP TIME : 2:34.698		BEST LAP TIME : 2:34.768		DIFFERENCE : 0.070			
LAP	SECTOR 1	SECTOR 2	SECTOR 3	LAP TIME	MPH	DIFF	TIME OF DAY
1 -	50.718	1:23.194	28.945	2:42.857	80.91	8.089	13:12:46.534
2 -	47.914	1:21.036	29.493	2:38.443	83.17	3.675	13:15:24.977
3 -	47.405	1:20.076	28.608	2:36.089 (3)	84.42	1.321	13:18:01.066
4 -	47.603	1:20.417	28.675	2:36.695	84.09	1.927	13:20:37.761
5 -	47.438	1:19.865	29.114	2:36.417	84.24	1.649	13:23:14.178
6 -	51.273	1:22.359	28.225	2:41.857	81.41	7.089	13:25:56.035
7 -	47.906	1:19.750	28.669	2:36.325	84.29	1.557	13:28:32.360
8 -	47.315	1:20.008	28.593	2:35.916 (2)	84.51	1.148	13:31:08.276
9 -	47.281	1:19.192	28.295	2:34.768 (1)	85.14		13:33:43.044
10 -	49.613	1:29.583	29.359	2:48.555	78.18	13.787	13:36:31.599

P20 112 TC		JOHANSSON / THOMPSON		Renault Clio			
IDEAL LAP TIME : 2:35.074		BEST LAP TIME : 2:35.489		DIFFERENCE : 0.415			
LAP	SECTOR 1	SECTOR 2	SECTOR 3	LAP TIME	MPH	DIFF	TIME OF DAY
1 -	52.300	1:24.433	29.111	2:45.844	79.45	10.355	13:12:37.709
2 -	53.831	1:31.543	30.712	2:56.086	74.83	20.597	13:15:33.795
3 -	48.333	1:20.679	28.444	2:37.456 (3)	83.69	1.967	13:18:11.251
4 -	51.106	1:24.722	IN PIT	2:46.843 P	78.98	11.354	13:20:58.094
5 -	OUTLAP	1:26.738	30.293	4:14.808	51.71	1:39.319	13:25:12.902
6 -	48.870	1:22.205	29.149	2:40.224	82.24	4.735	13:27:53.126
7 -	47.383	1:19.590	28.516	2:35.489 (1)	84.75		13:30:28.615
8 -	47.262	1:19.368	28.907	2:35.537 (2)	84.72	0.048	13:33:04.152
9 -	55.885	1:40.460	35.027	3:11.372	68.85	35.883	13:36:15.524

P21 24 B		Michael SMITH		Seat Ibiza			
IDEAL LAP TIME : 2:34.816		BEST LAP TIME : 2:35.556		DIFFERENCE : 0.740			
LAP	SECTOR 1	SECTOR 2	SECTOR 3	LAP TIME	MPH	DIFF	TIME OF DAY
1 -	53.726	1:29.961	29.360	2:53.047	76.15	17.491	13:12:33.515
2 -	47.949	1:21.208	31.064	2:40.221	82.24	4.665	13:15:13.736
3 -	47.918	1:20.691	29.168	2:37.777	83.52	2.221	13:17:51.513
4 -	49.421	1:19.496	28.485	2:37.402 (3)	83.72	1.846	13:20:28.915
5 -	OUTLAP	1:19.115	29.149	7:12.494	30.46	4:36.938	13:27:41.409
6 -	47.457	1:19.359	28.740	2:35.556 (1)	84.71		13:30:16.965
7 -	47.329	1:20.680	29.032	2:37.041 (2)	83.91	1.485	13:32:54.006
8 -	47.216	1:19.154	28.886	2:35.256 D	84.87		13:35:29.262

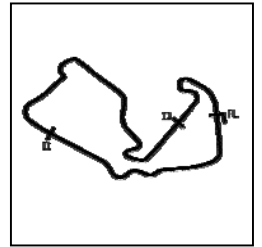
P22 68 TB		G.WRIGHT / J.WRIGHT		Porsche 944			
IDEAL LAP TIME : 2:35.692		BEST LAP TIME : 2:35.784		DIFFERENCE : 0.092			
LAP	SECTOR 1	SECTOR 2	SECTOR 3	LAP TIME	MPH	DIFF	TIME OF DAY
1 -	51.605	1:23.239	30.136	2:44.980	79.87	9.196	13:13:20.609
2 -	48.787	1:22.105	29.487	2:40.379	82.16	4.595	13:16:00.988
3 -	47.821	1:20.577	29.107	2:37.505	83.66	1.721	13:18:38.493
4 -	51.206	1:26.215	IN PIT	2:55.009 P	75.29	19.225	13:21:33.502
5 -	OUTLAP	1:21.717	28.562	4:36.361	47.68	2:00.577	13:26:09.863
6 -	47.410	1:19.720	28.654	2:35.784 (1)	84.59		13:28:45.647
7 -	47.945	1:19.973	28.773	2:36.691 (3)	84.10	0.907	13:31:22.338
8 -	47.457	1:20.504	28.636	2:36.597 (2)	84.15	0.813	13:33:58.935

Weather / Track : Cloudy / Dry

Silverstone GP
 Circuit Length = 3.6604 miles
 Start: 13:08 Flag 13:33 End: 13:40

MSVT Super Cup

QUALIFYING - RACE 15 - SECTOR ANALYSIS



SECTOR 1 = FL to I1, SECTOR 2 = I1 to I2, SECTOR 3 = I2 to FL, DIFF = Difference To Personal Best Lap, P = Crossed Finish Line in Pit Lane, D = Time Disallowed

P23 32 TC		MAYHEW / WILTSHIRE		Renault Clio Cup Racer			
IDEAL LAP TIME : 2:36.305		BEST LAP TIME : 2:36.305		DIFFERENCE : 0.000			
LAP	SECTOR 1	SECTOR 2	SECTOR 3	LAP TIME	MPH	DIFF	TIME OF DAY
1 -	50.024	1:20.529	28.805	2:39.358	82.69	3.053	13:12:03.387
2 -	47.836	1:19.719	28.750	2:36.305 (1)	84.30		13:14:39.692
3 -	48.441	1:20.378	28.862	2:37.681 (2)	83.57	1.376	13:17:17.373
4 -	48.946	1:20.396	29.152	2:38.494 (3)	83.14	2.189	13:19:55.867
5 -	48.288	1:21.229	IN PIT	2:40.904 P	81.89	4.599	13:22:36.771
6 -	OUTLAP	1:24.230	30.822	4:39.261	47.18	2:02.956	13:27:16.032
7 -	50.049	1:22.586	29.868	2:42.503	81.09	6.198	13:29:58.535
8 -	49.445	1:22.458	29.260	2:41.163	81.76	4.858	13:32:39.698
9 -	49.027	1:22.196	29.108	2:40.331	82.19	4.026	13:35:20.029

P24 69 TB		HARDING / SLATER		Honda Civic Type R			
IDEAL LAP TIME : 2:44.279		BEST LAP TIME : 2:36.549		DIFFERENCE : -7.730			
LAP	SECTOR 1	SECTOR 2	SECTOR 3	LAP TIME	MPH	DIFF	TIME OF DAY
1 -	56.067	1:28.899	30.046	2:55.012	75.29	18.463	13:13:31.737
2 -	50.456	1:24.266	29.908	2:44.630 (3)	80.04	8.081	13:16:16.367
3 -	51.859	1:24.898	29.557	2:46.314	79.23	9.765	13:19:02.681
4 -	51.988			2:47.933	78.47	11.384	13:21:50.614
5 -			IN PIT	2:52.284 P	76.48	15.735	13:24:42.898
6 -	OUTLAP			4:19.330	50.81	1:42.781	13:29:02.229
7 -				2:37.556 (2)	83.63	1.007	13:31:39.785
8 -				2:36.549 (1)	84.17		13:34:16.334

P25 78 A		D.BRADLEY / R.BRADLEY		BMW M3			
IDEAL LAP TIME : 2:34.775		BEST LAP TIME : 2:36.686		DIFFERENCE : 1.911			
LAP	SECTOR 1	SECTOR 2	SECTOR 3	LAP TIME	MPH	DIFF	TIME OF DAY
1 -	55.197	1:27.352	29.988	2:52.537	76.37	15.851	13:13:28.965
2 -	50.057	1:24.250	31.305	2:45.612	79.57	8.926	13:16:14.577
3 -	50.265	1:21.718	28.297	2:40.280	82.21	3.594	13:18:54.857
4 -	47.899	1:22.425	28.214	2:38.538 (3)	83.12	1.852	13:21:33.395
5 -	50.645	1:24.197	27.692	2:42.534	81.07	5.848	13:24:15.929
6 -	47.379	1:20.453	28.854	2:36.686 (1)	84.10		13:26:52.615
7 -	48.482	1:21.785	28.583	2:38.850	82.95	2.164	13:29:31.465
8 -	50.538	1:20.039	27.969	2:38.546	83.11	1.860	13:32:10.011
9 -	47.044	1:21.702	28.946	2:37.692 (2)	83.56	1.006	13:34:47.703

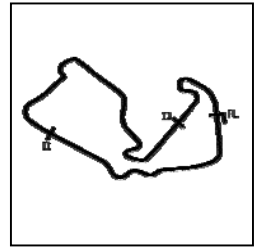
P26 11 A		Barrie CULLEY		Seat Leon Cupra			
IDEAL LAP TIME : 2:37.142		BEST LAP TIME : 2:37.197		DIFFERENCE : 0.055			
LAP	SECTOR 1	SECTOR 2	SECTOR 3	LAP TIME	MPH	DIFF	TIME OF DAY
1 -	54.508	1:27.320	29.885	2:51.713	76.74	14.516	13:13:18.195
2 -	50.517	1:25.313	29.580	2:45.410	79.66	8.213	13:16:03.605
3 -	49.792	1:22.953	29.287	2:42.032	81.32	4.835	13:18:45.637
4 -	50.851	1:22.709	28.983	2:42.543	81.07	5.346	13:21:28.180
5 -	48.120	1:21.489	29.204	2:38.813 (2)	82.97	1.616	13:24:06.993
6 -	48.953	1:21.905	IN PIT	2:49.266 P	77.85	12.069	13:26:56.259
7 -	OUTLAP	1:21.691	28.694	4:15.637	51.54	1:38.440	13:31:11.896
8 -	47.615	1:20.833	28.749	2:37.197 (1)	83.82		13:33:49.093
9 -	48.312	1:21.910	29.161	2:39.383 (3)	82.68	2.186	13:36:28.476

Weather / Track : Cloudy / Dry

Silverstone GP
Circuit Length = 3.6604 miles
Start: 13:08 Flag 13:33 End: 13:40

MSVT Super Cup

QUALIFYING - RACE 15 - SECTOR ANALYSIS



SECTOR 1 = FL to I1, SECTOR 2 = I1 to I2, SECTOR 3 = I2 to FL, DIFF = Difference To Personal Best Lap, P = Crossed Finish Line in Pit Lane, D = Time Disallowed

P27 42 TC		David MENNIE		BMW E36 328i			
IDEAL LAP TIME : 2:36.787		BEST LAP TIME : 2:37.365		DIFFERENCE : 0.578			
LAP	SECTOR 1	SECTOR 2	SECTOR 3	LAP TIME	MPH	DIFF	TIME OF DAY
1 -	1:00.492	1:29.148	29.648	2:59.288	73.50	21.923	13:13:25.254
2 -	53.426	1:29.597	33.408	2:56.431	74.69	19.066	13:16:21.685
3 -	48.913	1:23.147	29.359	2:41.419	81.63	4.054	13:19:03.104
4 -	49.808	1:21.566	28.686	2:40.060	82.33	2.695	13:21:43.164
5 -	48.604	1:20.999	28.192	2:37.795 (3)	83.51	0.430	13:24:20.959
6 -	48.126	1:20.504	28.848	2:37.478 (2)	83.68	0.113	13:26:58.437
7 -	48.836	1:20.710	28.699	2:38.245	83.27	0.880	13:29:36.682
8 -	48.747	1:21.376	28.287	2:38.410	83.18	1.045	13:32:15.092
9 -	48.091	1:20.688	28.586	2:37.365 (1)	83.74		13:34:52.457

P28 98 TC		PALK / POTTINGER		Renault Clio			
IDEAL LAP TIME : 2:37.055		BEST LAP TIME : 2:37.577		DIFFERENCE : 0.522			
LAP	SECTOR 1	SECTOR 2	SECTOR 3	LAP TIME	MPH	DIFF	TIME OF DAY
1 -	53.128	1:23.112	33.901	2:50.141	77.45	12.564	13:13:09.719
2 -	54.720	1:20.892	30.301	2:45.913	79.42	8.336	13:15:55.632
3 -	48.715	1:19.895	28.967	2:37.577 (1)	83.62		13:18:33.209
4 -	48.526	1:20.737	IN PIT	2:47.845 P	78.51	10.268	13:21:21.054
5 -	OUTLAP	1:21.421	28.853	4:50.715	45.32	2:13.138	13:26:11.769
6 -	49.510	1:21.653	28.882	2:40.045 (3)	82.33	2.468	13:28:51.814
7 -	48.307	1:21.446	28.908	2:38.661 (2)	83.05	1.084	13:31:30.475
8 -	49.702	1:20.930	28.960	2:39.592 D	82.57	2.015	13:34:10.067

P29 87 A		Brad KAYLOR		Seat SuperCopa			
IDEAL LAP TIME : 2:36.527		BEST LAP TIME : 2:38.086		DIFFERENCE : 1.559			
LAP	SECTOR 1	SECTOR 2	SECTOR 3	LAP TIME	MPH	DIFF	TIME OF DAY
1 -	54.907	1:26.565	28.485	2:49.957 (2)	77.53	11.871	13:13:34.839
2 -	47.314	1:20.728	30.044	2:38.086 (1)	83.35		13:16:12.925
3 -	58.141	1:49.856	IN PIT	4:24.166 P	49.88	1:46.080	13:20:37.091

P30 92 TC		Dan ABBITT		Peugeot 306 Rallye			
IDEAL LAP TIME : 2:37.656		BEST LAP TIME : 2:38.087		DIFFERENCE : 0.431			
LAP	SECTOR 1	SECTOR 2	SECTOR 3	LAP TIME	MPH	DIFF	TIME OF DAY
1 -	50.291	1:24.023	29.242	2:43.556	80.57	5.469	13:12:51.433
2 -	50.199	1:21.092	29.677	2:40.968	81.86	2.881	13:15:32.401
3 -	48.632	1:21.792	29.127	2:39.551	82.59	1.464	13:18:11.952
4 -	48.549	1:20.704	28.834	2:38.087 (1)	83.35		13:20:50.039
5 -	48.597	1:20.969	28.922	2:38.488	83.14	0.401	13:23:28.527
6 -	48.319	1:20.832	29.115	2:38.266 (3)	83.26	0.179	13:26:06.793
7 -	48.435	1:21.202	29.038	2:38.675	83.04	0.588	13:28:45.468
8 -	49.994	1:20.744	29.273	2:40.011	82.35	1.924	13:31:25.479
9 -	48.118	1:21.052	29.024	2:38.194 (2)	83.30	0.107	13:34:03.673

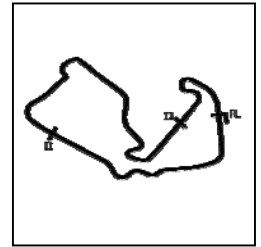
P31 88 TC		RI.LUNDY / RO.LUNDY		Toyota Celica			
IDEAL LAP TIME : 2:38.236		BEST LAP TIME : 2:38.380		DIFFERENCE : 0.144			
LAP	SECTOR 1	SECTOR 2	SECTOR 3	LAP TIME	MPH	DIFF	TIME OF DAY
1 -	56.805	1:32.289	30.830	2:59.924	73.24	21.544	13:13:00.809
2 -	56.180	1:27.306	IN PIT	3:03.846 P	71.67	25.466	13:16:04.655
3 -	OUTLAP	1:22.363	30.392	4:57.866	44.24	2:19.486	13:21:02.521
4 -	48.039	1:22.764	29.090	2:39.893 (2)	82.41	1.513	13:23:42.414
5 -	48.434	1:23.078	29.304	2:40.816 (3)	81.94	2.436	13:26:23.230
6 -	47.808	1:23.196	29.204	2:40.208 D	82.25	1.828	13:29:03.438
7 -	47.715	1:21.567	29.098	2:38.380 (1)	83.20		13:31:41.818
8 -	47.579	1:24.221	32.011	2:43.811	80.44	5.431	13:34:25.629

Weather / Track : Cloudy / Dry

Silverstone GP
Circuit Length = 3.6604 miles
Start: 13:08 Flag 13:33 End: 13:40

MSVT Super Cup

QUALIFYING - RACE 15 - SECTOR ANALYSIS



SECTOR 1 = FL to I1, SECTOR 2 = I1 to I2, SECTOR 3 = I2 to FL, DIFF = Difference To Personal Best Lap, P = Crossed Finish Line in Pit Lane, D = Time Disallowed

P32		8 TD		John COOPER		Ford Fiesta	
IDEAL LAP TIME : 2:38.036		BEST LAP TIME : 2:38.395		DIFFERENCE : 0.359			
LAP	SECTOR 1	SECTOR 2	SECTOR 3	LAP TIME	MPH	DIFF	TIME OF DAY
1 -	53.250	1:25.498	29.005	2:47.753	78.55	9.358	13:13:03.613
2 -	52.701	1:22.033	29.291	2:44.025	80.34	5.630	13:15:47.638
3 -	49.457	1:21.318	28.833	2:39.608	82.56	1.213	13:18:27.246
4 -	48.504	1:21.407	29.450	2:39.361 (3)	82.69	0.966	13:21:06.607
5 -	48.812	1:23.555	IN PIT	2:48.958 P	77.99	10.563	13:23:55.565
6 -	OUTLAP	1:21.988	29.305	4:00.961	54.68	1:22.566	13:27:56.526
7 -	48.761	1:22.423	29.302	2:40.486	82.11	2.091	13:30:37.012
8 -	48.371	1:21.032	29.350	2:38.753 (2)	83.00	0.358	13:33:15.765
9 -	48.411	1:20.832	29.152	2:38.395 (1)	83.19		13:35:54.160

P33		75 TB		SECKEL / SCRIVENS		Honda Integra Type R	
IDEAL LAP TIME : 2:38.393		BEST LAP TIME : 2:38.634		DIFFERENCE : 0.241			
LAP	SECTOR 1	SECTOR 2	SECTOR 3	LAP TIME	MPH	DIFF	TIME OF DAY
1 -	51.967	1:26.969	28.977	2:47.913	78.47	9.279	13:12:44.109
2 -	48.687	1:22.013	29.369	2:40.069 (3)	82.32	1.435	13:15:24.178
3 -	47.996	1:21.623	29.015	2:38.634 (1)	83.07		13:18:02.812
4 -	48.788	1:22.300	IN PIT	2:47.822 P	78.52	9.188	13:20:50.634
5 -	OUTLAP	1:21.991	29.666	5:48.766	37.78	3:10.132	13:26:39.400
6 -	49.078	1:22.209	29.127	2:40.414	82.14	1.780	13:29:19.814
7 -	48.259	1:21.533	28.864	2:38.656 (2)	83.05	0.022	13:31:58.470
8 -	48.998	1:22.638	29.224	2:40.860	81.92	2.226	13:34:39.330

P34		12 TC		Stewart DONOVAN		Toyota Celica	
IDEAL LAP TIME : 2:38.120		BEST LAP TIME : 2:38.894		DIFFERENCE : 0.774			
LAP	SECTOR 1	SECTOR 2	SECTOR 3	LAP TIME	MPH	DIFF	TIME OF DAY
1 -	51.835	1:25.354	IN PIT	3:02.663 P	72.14	23.769	13:12:59.332
2 -	OUTLAP	1:24.549	29.753	12:07.252	18.11	9:28.358	13:25:06.584
3 -	49.965	1:22.158	29.234	2:41.357 (3)	81.66	2.463	13:27:47.941
4 -	49.048	1:22.129	29.334	2:40.511 (2)	82.09	1.617	13:30:28.452
5 -	52.642	1:23.630	28.546	2:44.818	79.95	5.924	13:33:13.270
6 -	48.729	1:20.845	29.320	2:38.894 (1)	82.93		13:35:52.164

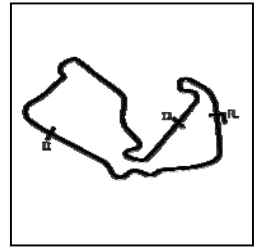
P35		144 TC		Sarah HOBSON		Toyota Celica	
IDEAL LAP TIME : 2:37.959		BEST LAP TIME : 2:39.852		DIFFERENCE : 1.893			
LAP	SECTOR 1	SECTOR 2	SECTOR 3	LAP TIME	MPH	DIFF	TIME OF DAY
1 -	54.692	1:30.872	30.389	2:55.953	74.89	16.101	13:12:34.290
2 -	49.905	1:22.677	30.509	2:43.091	80.80	3.239	13:15:17.381
3 -	49.375	1:22.607	29.547	2:41.529	81.58	1.677	13:17:58.910
4 -	49.109	1:23.030	29.780	2:41.919	81.38	2.067	13:20:40.829
5 -	49.498	1:22.736	29.510	2:41.744	81.47	1.892	13:23:22.573
6 -	48.713	1:23.046	29.374	2:41.133 (3)	81.78	1.281	13:26:03.706
7 -	48.597	1:21.254	30.001	2:39.852 (1)	82.43		13:28:43.558
8 -	48.808	1:23.348	29.244	2:41.400	81.64	1.548	13:31:24.958
9 -	47.783	1:23.566	28.922	2:40.271 (2)	82.22	0.419	13:34:05.229

Weather / Track : Cloudy / Dry

Silverstone GP
 Circuit Length = 3.6604 miles
 Start: 13:08 Flag 13:33 End: 13:40

MSVT Super Cup

QUALIFYING - RACE 15 - SECTOR ANALYSIS



SECTOR 1 = FL to I1, SECTOR 2 = I1 to I2, SECTOR 3 = I2 to FL, DIFF = Difference To Personal Best Lap, P = Crossed Finish Line in Pit Lane, D = Time Disallowed

P36 99 TC		QUANTRELL / MARLOW		Renault Clio			
IDEAL LAP TIME : 2:40.018		BEST LAP TIME : 2:40.018		DIFFERENCE : 0.000			
LAP	SECTOR 1	SECTOR 2	SECTOR 3	LAP TIME	MPH	DIFF	TIME OF DAY
1 -	54.051	1:27.574	29.695	2:51.320	76.91	11.302	13:13:15.453
2 -	51.825	1:23.699	29.924	2:45.448 (3)	79.64	5.430	13:16:00.901
3 -	49.361	1:22.518	29.275	2:41.154 (2)	81.77	1.136	13:18:42.055
4 -	49.619	1:22.949	IN PIT	2:50.106 P	77.46	10.088	13:21:32.161
5 -	OUTLAP	1:26.579	30.592	4:45.965	46.08	2:05.947	13:26:18.126
6 -	50.167	1:27.191	29.635	2:46.993	78.91	6.975	13:29:05.119
7 -	49.702	1:22.747	29.792	2:42.244 D	81.22	2.223	13:31:47.360
8 -	48.495	1:22.320	29.203	2:40.018 (1)	82.35		13:34:27.378

P37 30 B		GETINO / MARTIN		Porsche Boxter			
IDEAL LAP TIME : 2:39.483		BEST LAP TIME : 2:40.044		DIFFERENCE : 0.561			
LAP	SECTOR 1	SECTOR 2	SECTOR 3	LAP TIME	MPH	DIFF	TIME OF DAY
1 -	55.677	1:26.280	29.299	2:51.256	76.94	11.212	13:13:25.510
2 -	51.835	1:25.541	31.631	2:49.007	77.97	8.963	13:16:14.517
3 -	52.908	1:23.802	29.566	2:46.276	79.25	6.232	13:19:00.793
4 -	51.764	1:26.790	IN PIT	3:03.309 P	71.88	23.265	13:22:04.102
5 -	OUTLAP	1:24.266	29.539	5:51.818	37.45	3:11.774	13:27:55.920
6 -	48.619	1:22.143	29.633	2:40.395 (2)	82.15	0.351	13:30:36.315
7 -	48.658	1:22.665	28.721	2:40.044 (1)	82.33		13:33:16.359
8 -	50.247	1:22.318	30.263	2:42.828 (3)	80.93	2.784	13:35:59.187

P38 3 TD		R.ADAMS / M.ADAMS		Mazda MX5			
IDEAL LAP TIME : 2:40.288		BEST LAP TIME : 2:40.355		DIFFERENCE : 0.067			
LAP	SECTOR 1	SECTOR 2	SECTOR 3	LAP TIME	MPH	DIFF	TIME OF DAY
1 -	50.979	1:24.728	29.239	2:44.946 (3)	79.89	4.591	13:12:45.088
2 -	49.139	1:23.870	29.559	2:42.568 (2)	81.06	2.213	13:15:27.656
3 -	49.206	1:22.311	28.838	2:40.355 (1)	82.17		13:18:08.011
4 -	49.489	1:22.720	IN PIT	2:46.285 P	79.24	5.930	13:20:54.296
5 -	OUTLAP	1:24.895	30.175	5:29.637	39.97	2:49.282	13:26:23.933
6 -	50.515	1:24.645	29.833	2:44.993	79.86	4.638	13:29:08.926
7 -	49.997	1:27.125	29.442	2:46.564	79.11	6.209	13:31:55.490
8 -	50.114	1:25.364	30.453	2:45.931	79.41	5.576	13:34:41.421

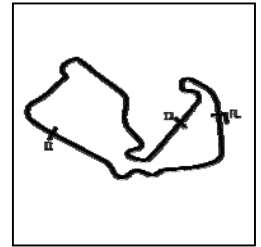
P39 16 TC		Russell SARGENT		Renault Clio 182			
IDEAL LAP TIME : 2:40.363		BEST LAP TIME : 2:40.513		DIFFERENCE : 0.150			
LAP	SECTOR 1	SECTOR 2	SECTOR 3	LAP TIME	MPH	DIFF	TIME OF DAY
1 -	58.446	1:29.419	32.264	3:00.129	73.15	19.616	13:13:19.599
2 -	53.076	1:23.623	29.843	2:46.542	79.12	6.029	13:16:06.141
3 -	51.425	1:22.825	29.655	2:43.905	80.39	3.392	13:18:50.046
4 -	51.111	1:24.589	IN PIT	2:56.023 P	74.86	15.510	13:21:46.069
5 -	OUTLAP	1:22.032	29.275	5:06.046	43.05	2:25.533	13:26:52.115
6 -	50.712	1:23.016	29.672	2:43.400 (3)	80.64	2.887	13:29:35.515
7 -	49.224	1:22.459	29.296	2:40.979 (2)	81.86	0.466	13:32:16.494
8 -	49.302	1:21.864	29.347	2:40.513 (1)	82.09		13:34:57.007

Weather / Track : Cloudy / Dry

Silverstone GP
Circuit Length = 3.6604 miles
Start: 13:08 Flag 13:33 End: 13:40

MSVT Super Cup

QUALIFYING - RACE 15 - SECTOR ANALYSIS



SECTOR 1 = FL to I1, SECTOR 2 = I1 to I2, SECTOR 3 = I2 to FL, DIFF = Difference To Personal Best Lap, P = Crossed Finish Line in Pit Lane, D = Time Disallowed

P40		1 TC	GREEN / O'KEEFFE		BMW 328i		
IDEAL LAP TIME : 2:40.524		BEST LAP TIME : 2:40.679		DIFFERENCE : 0.155			
LAP	SECTOR 1	SECTOR 2	SECTOR 3	LAP TIME	MPH	DIFF	TIME OF DAY
1 -	50.286	1:26.211	30.383	2:46.880	78.96	6.201	13:12:18.018
2 -	50.574	1:24.214	29.779	2:44.567 (3)	80.07	3.888	13:15:02.585
3 -	50.202	1:24.544	30.189	2:44.935	79.89	4.256	13:17:47.520
4 -	56.952	1:30.973	IN PIT	3:05.211 P	71.15	24.532	13:20:52.731
5 -	OUTLAP	1:28.183	30.058	5:23.089	40.78	2:42.410	13:26:15.820
6 -	50.749	1:24.266	29.645	2:44.660	80.03	3.981	13:29:00.480
7 -	50.688	1:23.526	29.296	2:43.510 (2)	80.59	2.831	13:31:43.990
8 -	48.892	1:22.336	29.451	2:40.679 (1)	82.01		13:34:24.669

P41		182 TC	Oliver OWEN		Renault Clio Sport 182		
IDEAL LAP TIME : 2:40.125		BEST LAP TIME : 2:41.444		DIFFERENCE : 1.319			
LAP	SECTOR 1	SECTOR 2	SECTOR 3	LAP TIME	MPH	DIFF	TIME OF DAY
1 -	52.618	1:27.112	30.146	2:49.876	77.57	8.432	13:12:56.054
2 -	49.646	1:25.230	30.228	2:45.104	79.81	3.660	13:15:41.158
3 -	50.002	1:24.270	29.501	2:43.773	80.46	2.329	13:18:24.931
4 -	49.393	1:22.940	30.300	2:42.633	81.02	1.189	13:21:07.564
5 -	49.267	1:22.222	30.286	2:41.775 (3)	81.45	0.331	13:23:49.339
6 -	48.830	1:22.795	29.819	2:41.444 (1)	81.62		13:26:30.783
7 -	49.357	1:22.769	29.553	2:41.679 (2)	81.50	0.235	13:29:12.462
8 -	48.402	1:23.730	29.658	2:41.790	81.44	0.346	13:31:54.252
9 -	51.897	1:24.899	29.634	2:46.430	79.17	4.986	13:34:40.682

P42		131 G	Alan LYNE		Renault Clio		
IDEAL LAP TIME : 2:43.212		BEST LAP TIME : 2:43.641		DIFFERENCE : 0.429			
LAP	SECTOR 1	SECTOR 2	SECTOR 3	LAP TIME	MPH	DIFF	TIME OF DAY
1 -	1:01.841	1:36.476	31.205	3:09.522	69.53	25.881	13:13:34.638
2 -	52.475	1:26.610	31.042	2:50.127	77.45	6.486	13:16:24.765
3 -	52.164	1:27.369	31.058	2:50.591	77.24	6.950	13:19:15.356
4 -	50.678	1:24.359	30.315	2:45.352 (3)	79.69	1.711	13:22:00.708
5 -	49.914	1:24.498	29.949	2:44.361 (2)	80.17	0.720	13:24:45.069
6 -	55.511	1:29.798	33.601	2:58.910	73.65	15.269	13:27:43.979
7 -	49.562	1:23.701	30.378	2:43.641 (1)	80.52		13:30:27.620
8 -	54.247	1:33.062	32.825	3:00.134	73.15	16.493	13:33:27.754
9 -	52.996	1:26.896	30.921	2:50.813	77.14	7.172	13:36:18.567

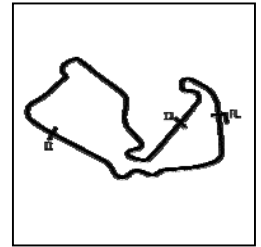
P43		7 TC	CURRIE / HUGHES		Renault Clio		
IDEAL LAP TIME : 2:43.761		BEST LAP TIME : 2:44.238		DIFFERENCE : 0.477			
LAP	SECTOR 1	SECTOR 2	SECTOR 3	LAP TIME	MPH	DIFF	TIME OF DAY
1 -	52.481	1:24.803	30.103	2:47.387 (3)	78.72	3.149	13:12:12.638
2 -	50.220	1:36.735	29.966	2:56.921	74.48	12.683	13:15:09.559
3 -	50.436	1:23.806	29.996	2:44.238 (1)	80.23		13:17:53.797
4 -	52.650	1:23.575	IN PIT	2:54.616 P	75.46	10.378	13:20:48.413
5 -	OUTLAP	1:28.140	30.838	5:07.053	42.91	2:22.815	13:25:55.466
6 -	51.607	1:25.720	30.606	2:47.933	78.47	3.695	13:28:43.399
7 -	51.602	1:30.467	31.142	2:53.211	76.07	8.973	13:31:36.610
8 -	52.133	1:24.540	30.405	2:47.078 (2)	78.87	2.840	13:34:23.688

Weather / Track : Cloudy / Dry

Silverstone GP
 Circuit Length = 3.6604 miles
 Start: 13:08 Flag 13:33 End: 13:40

MSVT Super Cup

QUALIFYING - RACE 15 - SECTOR ANALYSIS



SECTOR 1 = FL to I1, SECTOR 2 = I1 to I2, SECTOR 3 = I2 to FL, DIFF = Difference To Personal Best Lap, P = Crossed Finish Line in Pit Lane, D = Time Disallowed

P44 193 TD		Jack YOUHILL		Ford Fiesta			
IDEAL LAP TIME : 2:44.178		BEST LAP TIME : 2:44.479		DIFFERENCE : 0.301			
LAP	SECTOR 1	SECTOR 2	SECTOR 3	LAP TIME	MPH	DIFF	TIME OF DAY
1 -	58.776	1:33.783	31.502	3:04.061	71.59	19.582	13:13:49.962
2 -	54.251	1:27.167	31.557	2:52.975	76.18	8.496	13:16:42.937
3 -	52.528	1:26.442	30.767	2:49.737	77.63	5.258	13:19:32.674
4 -	51.717	1:25.750	30.402	2:47.869	78.50	3.390	13:22:20.543
5 -	51.190	1:24.749	30.277	2:46.216 (3)	79.28	1.737	13:25:06.759
6 -	50.913	1:25.647	30.343	2:46.903	78.95	2.424	13:27:53.662
7 -	51.331	1:26.736	30.933	2:49.000	77.97	4.521	13:30:42.662
8 -	49.856	1:24.070	30.553	2:44.479 (1)	80.11		13:33:27.141
9 -	50.382	1:24.791	30.252	2:45.425 (2)	79.66	0.946	13:36:12.566

P45 48 TC		Chas ALLEN		Renault Clio			
IDEAL LAP TIME : 2:43.722		BEST LAP TIME : 2:44.520		DIFFERENCE : 0.798			
LAP	SECTOR 1	SECTOR 2	SECTOR 3	LAP TIME	MPH	DIFF	TIME OF DAY
1 -	58.833	1:36.394	31.211	3:06.438	70.68	21.918	13:13:37.575
2 -	51.962	1:28.024	32.694	2:52.680	76.31	8.160	13:16:30.255
3 -	51.785	1:32.254	32.307	2:56.346	74.72	11.826	13:19:26.601
4 -	53.178	1:26.916	31.864	2:51.958	76.63	7.438	13:22:18.559
5 -	51.843	1:24.673	30.003	2:46.519 (3)	79.13	1.999	13:25:05.078
6 -	51.986	1:25.167	30.030	2:47.183	78.82	2.663	13:27:52.261
7 -	55.060	1:36.554	31.424	3:03.038	71.99	18.518	13:30:55.299
8 -	50.134	1:24.636	29.823	2:44.593 (2)	80.06	0.073	13:33:39.892
9 -	50.886	1:23.765	29.869	2:44.520 (1)	80.09		13:36:24.412

P46 27 TD		ANDREWS / GOLDTHORPE		Ford Fiesta			
IDEAL LAP TIME : 2:45.134		BEST LAP TIME : 2:45.221		DIFFERENCE : 0.087			
LAP	SECTOR 1	SECTOR 2	SECTOR 3	LAP TIME	MPH	DIFF	TIME OF DAY
1 -	59.681	1:38.581	31.567	3:09.829	69.41	24.608	13:13:41.750
2 -	56.868	1:31.926	31.977	3:00.771	72.89	15.550	13:16:42.521
3 -	56.707	1:30.041	32.410	2:59.158	73.55	13.937	13:19:41.679
4 -	56.956	1:29.941	IN PIT	3:06.802 P	70.54	21.581	13:22:48.481
5 -	OUTLAP	1:25.695	30.265	5:11.524	42.30	2:26.303	13:28:00.005
6 -	55.150	1:26.221	30.299	2:51.670 (3)	76.76	6.449	13:30:51.675
7 -	50.972	1:24.807	30.149	2:45.928 (2)	79.41	0.707	13:33:37.603
8 -	50.332	1:24.653	30.236	2:45.221 (1)	79.75		13:36:22.824

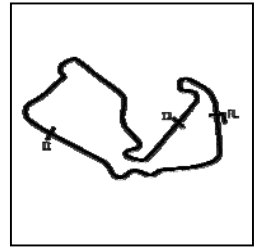
P47 39 TD		Ben CATER		Toyota MR2			
IDEAL LAP TIME : 2:44.981		BEST LAP TIME : 2:45.737		DIFFERENCE : 0.756			
LAP	SECTOR 1	SECTOR 2	SECTOR 3	LAP TIME	MPH	DIFF	TIME OF DAY
1 -	52.054	1:27.507	30.296	2:49.857	77.58	4.120	13:12:58.196
2 -	1:06.020	1:27.774	30.915	3:04.709	71.34	18.972	13:16:02.905
3 -	52.075	1:24.787	30.630	2:47.492 (3)	78.67	1.755	13:18:50.397
4 -	51.212	1:26.378	30.212	2:47.802	78.53	2.065	13:21:38.199
5 -	50.819	1:26.110	IN PIT	2:54.359 P	75.57	8.622	13:24:32.558
6 -	OUTLAP	1:24.114	30.048	4:50.311	45.39	2:04.574	13:29:22.869
7 -	51.047	1:24.133	30.557	2:45.737 (1)	79.51		13:32:08.606
8 -	50.899	1:24.424	31.102	2:46.425 (2)	79.18	0.688	13:34:55.031

Weather / Track : Cloudy / Dry

Silverstone GP
 Circuit Length = 3.6604 miles
 Start: 13:08 Flag 13:33 End: 13:40

MSVT Super Cup

QUALIFYING - RACE 15 - SECTOR ANALYSIS



SECTOR 1 = FL to I1, SECTOR 2 = I1 to I2, SECTOR 3 = I2 to FL, DIFF = Difference To Personal Best Lap, P = Crossed Finish Line in Pit Lane, D = Time Disallowed

P48		5 TD		ABBITT / MITHCELL		Mazda MX5	
IDEAL LAP TIME :		BEST LAP TIME : 2:45.761		DIFFERENCE :			
LAP	SECTOR 1	SECTOR 2	SECTOR 3	LAP TIME	MPH	DIFF	TIME OF DAY
1 -				2:50.050	77.49	4.289	13:12:59.361
2 -				2:48.272	78.31	2.511	13:15:47.633
3 -				2:48.455	78.22	2.694	13:18:36.088
4 -			<i>IN PIT</i>	2:52.545	P 76.37	6.784	13:21:28.633
5 -				5:03.890	43.36	2:18.129	13:26:32.524
6 -				2:46.329	(2) 79.22	0.568	13:29:18.853
7 -				2:46.733	(3) 79.03	0.972	13:32:05.586
8 -				2:45.761	(1) 79.49		13:34:51.347

P49		150 TC		Julian HAMER		Mini Cooper S	
IDEAL LAP TIME : 2:45.879		BEST LAP TIME : 2:46.015		DIFFERENCE : 0.136			
LAP	SECTOR 1	SECTOR 2	SECTOR 3	LAP TIME	MPH	DIFF	TIME OF DAY
1 -	1:00.304	1:33.681	31.465	3:05.450	71.05	19.435	13:13:23.236
2 -	52.702	1:25.881	32.242	2:50.825	77.14	4.810	13:16:14.061
3 -	53.295	1:27.837	30.637	2:51.769	76.71	5.754	13:19:05.830
4 -	53.996	1:25.537	31.903	2:51.436	76.86	5.421	13:21:57.266
5 -	52.362	1:26.023	30.081	2:48.466	(3) 78.22	2.451	13:24:45.732
6 -	51.146	1:25.282	30.188	2:46.616	(2) 79.09	0.601	13:27:32.348
7 -	55.167	1:38.998	36.586	3:10.751	69.08	24.736	13:30:43.099
8 -	53.604	1:27.157	30.472	2:51.233	76.95	5.218	13:33:34.332
9 -	50.596	1:25.418	30.001	2:46.015	(1) 79.37		13:36:20.347

P50		56 TD		DHESI / ARIF		Ford Fiesta	
IDEAL LAP TIME : 2:45.676		BEST LAP TIME : 2:46.130		DIFFERENCE : 0.454			
LAP	SECTOR 1	SECTOR 2	SECTOR 3	LAP TIME	MPH	DIFF	TIME OF DAY
1 -	50.810	1:24.884	30.436	2:46.130	(1) 79.32		13:12:14.154
2 -	50.599	1:25.943	30.193	2:46.735	(2) 79.03	0.605	13:15:00.889
3 -	51.278	1:25.850	<i>IN PIT</i>	2:58.685	P 73.74	12.555	13:17:59.574
4 -	<i>OUTLAP</i>	1:35.505	31.994	5:16.852	41.58	2:30.722	13:23:16.426
5 -	54.369	1:29.999	31.478	2:55.846	74.93	9.716	13:26:12.272
6 -	53.011	1:28.619	31.058	2:52.688	76.30	6.558	13:29:04.960
7 -	52.545	1:29.327	30.736	2:52.608	76.34	6.478	13:31:57.568
8 -	52.559	1:28.005	31.049	2:51.613	(3) 76.78	5.483	13:34:49.181

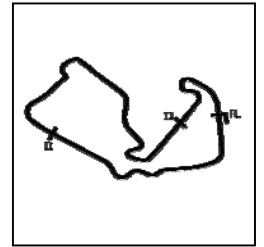
P51		124 TD		A.HORNIGOLD / R.HORNIGOLD		MG ZR	
IDEAL LAP TIME : 2:46.871		BEST LAP TIME : 2:47.314		DIFFERENCE : 0.443			
LAP	SECTOR 1	SECTOR 2	SECTOR 3	LAP TIME	MPH	DIFF	TIME OF DAY
1 -	59.346	1:34.897	32.564	3:06.807	70.54	19.493	13:13:21.629
2 -	53.184	1:25.831	49.962	3:08.977	69.73	21.663	13:16:30.606
3 -	54.348	1:30.484	<i>IN PIT</i>	3:02.031	P 72.39	14.717	13:19:32.637
4 -	<i>OUTLAP</i>	1:29.880	30.551	5:06.783	42.95	2:19.469	13:24:39.420
5 -	51.619	1:26.306	30.358	2:48.283	(3) 78.30	0.969	13:27:27.703
6 -	51.399	1:26.293	30.655	2:48.347	78.27	1.033	13:30:16.050
7 -	51.405	1:25.168	30.741	2:47.314	(1) 78.76		13:33:03.364
8 -	51.579	1:25.946	30.304	2:47.829	(2) 78.51	0.515	13:35:51.193

Weather / Track : Cloudy / Dry

Silverstone GP
 Circuit Length = 3.6604 miles
 Start: 13:08 Flag 13:33 End: 13:40

MSVT Super Cup

QUALIFYING - RACE 15 - SECTOR ANALYSIS



SECTOR 1 = FL to I1, SECTOR 2 = I1 to I2, SECTOR 3 = I2 to FL, DIFF = Difference To Personal Best Lap, P = Crossed Finish Line in Pit Lane, D = Time Disallowed

P52 55 TD		WRIGHT / MORRIS		Citreon Saxo			
IDEAL LAP TIME :		BEST LAP TIME : 2:47.692		DIFFERENCE :			
LAP	SECTOR 1	SECTOR 2	SECTOR 3	LAP TIME	MPH	DIFF	TIME OF DAY
1 -				3:07.329 (3)	70.34	19.637	13:13:59.692
2 -				3:07.093 (2)	70.43	19.401	13:17:06.785
3 -				3:10.161	69.29	22.469	13:20:16.946
4 -			IN PIT	3:21.374 P	65.43	33.682	13:23:38.320
5 -				5:21.189	41.02	2:33.497	13:28:59.510
6 -				2:47.692 (1)	78.58		13:31:47.202
7 -				2:45.944 D	79.41		13:34:33.143

P53 19 TD		Paul BURN		Ford Fiesta			
IDEAL LAP TIME : 2:49.739		BEST LAP TIME : 2:50.418		DIFFERENCE : 0.679			
LAP	SECTOR 1	SECTOR 2	SECTOR 3	LAP TIME	MPH	DIFF	TIME OF DAY
1 -	53.449	1:31.024	31.113	2:55.586	75.05	5.168	13:12:48.980
2 -	53.420	1:30.544	30.994	2:54.958	75.31	4.540	13:15:43.938
3 -	53.729	1:30.096	30.526	2:54.351	75.58	3.933	13:18:38.289
4 -	53.272	1:28.263	30.956	2:52.491	76.39	2.073	13:21:30.780
5 -	52.942	1:29.279	30.531	2:52.752	76.28	2.334	13:24:23.532
6 -	52.376	1:29.049	31.670	2:53.095	76.13	2.677	13:27:16.627
7 -	51.988	1:28.552	31.288	2:51.828 (3)	76.69	1.410	13:30:08.455
8 -	52.666	1:27.551	30.201	2:50.418 (1)	77.32		13:32:58.873
9 -	52.171	1:27.550	30.965	2:50.686 (2)	77.20	0.268	13:35:49.559

P54 6 TC		Grant GROVE		Mini Cooper S			
IDEAL LAP TIME : 2:49.511		BEST LAP TIME : 2:54.550		DIFFERENCE : 5.039			
LAP	SECTOR 1	SECTOR 2	SECTOR 3	LAP TIME	MPH	DIFF	TIME OF DAY
1 -	52.565	1:31.073	30.912	2:54.550 (1)	75.49		13:12:37.095

Weather / Track : Cloudy / Dry

Silverstone GP
 Circuit Length = 3.6604 miles
 Start: 13:08 Flag 13:33 End: 13:40

MSVT Super Cup

QUALIFYING - RACE 15 - BEST SECTORS

SECTOR 1			SECTOR 2			SECTOR 3			IDEAL / BEST COMPARISON						
POS	NO	NAME	TIME	NO	NAME	TIME	NO	NAME	TIME	POS	NO	NAME	IDEAL	BEST	DIFF
													PERFECT LAP 2:21.196		
1	91	GURNEY / TESTER	42.314	91	GURNEY / TESTER	1:12.970	2	JACKSON / PIDGLE	25.912	1	91	GURNEY / TESTER	2:21.389	2:21.550	0.161
2	2	JACKSON / PIDGLE	43.279	2	JACKSON / PIDGLE	1:13.080	135	GALES	25.979	2	2	JACKSON / PIDGLE	2:22.271	2:22.474	0.203
3	135	GALES	43.571	65	GARDNER / MILLS	1:13.378	91	GURNEY / TESTER	26.105	3	135	GALES	2:23.239	2:23.728	0.489
4	22	GOES	43.783	135	GALES	1:13.689	65	GARDNER / MILLS	26.234	4	65	GARDNER / MILLS	2:23.525	2:23.763	0.238
5	65	GARDNER / MILLS	43.913	54	HUFFORD	1:14.306	54	HUFFORD	26.298	5	54	HUFFORD	2:24.704	2:25.451	0.747
6	54	HUFFORD	44.100	22	GOES	1:14.357	22	GOES	26.676	6	22	GOES	2:24.816	2:25.625	0.809
7	20	NOBLE	44.654	20	NOBLE	1:15.289	20	NOBLE	27.046	7	20	NOBLE	2:26.989	2:27.648	0.659
8	13	S.PARKIN / R.PARKIN	45.120	13	S.PARKIN / R.PARKIN	1:15.362	13	S.PARKIN / R.PARKIN	27.054	8	13	S.PARKIN / R.PARKIN	2:27.536	2:27.552	0.016
9	166	CLARKE	45.552	10	CULLEY	1:17.910	166	CLARKE	27.212	9	166	CLARKE	2:30.857	2:32.030	1.173
10	66	D.SEAL / P.SEAL	45.684	45	PAYNE	1:18.085	66	D.SEAL / P.SEAL	27.315	10	66	D.SEAL / P.SEAL	2:31.139	2:31.649	0.510
11	63	FINLAY / TAIT	46.279	166	CLARKE	1:18.093	183	BURSTOW	27.535	11	10	CULLEY	2:32.487	2:33.800	1.313
12	43	SHEAD	46.317	66	D.SEAL / P.SEAL	1:18.140	10	CULLEY	27.676	12	45	PAYNE	2:32.827	2:33.956	1.129
13	183	BURSTOW	46.683	43	SHEAD	1:18.397	78	D.BRADLEY / R.BRADLEY	27.692	13	183	BURSTOW	2:32.922	2:33.559	0.637
14	10	CULLEY	46.901	18	DENDY / KAYLOR	1:18.439	45	PAYNE	27.753	14	63	FINLAY / TAIT	2:33.083	2:33.558	0.475
15	170	NOSSITER	46.901	35	ANSTISS	1:18.511	18	DENDY / KAYLOR	27.852	15	43	SHEAD	2:33.277	2:34.449	1.172
16	45	PAYNE	46.989	63	FINLAY / TAIT	1:18.685	35	ANSTISS	28.033	16	18	DENDY / KAYLOR	2:33.547	2:34.420	0.873
17	78	D.BRADLEY / R.BRADLEY	47.044	183	BURSTOW	1:18.704	170	NOSSITER	28.066	17	170	NOSSITER	2:33.731	2:34.311	0.580
18	24	SMITH	47.216	170	NOSSITER	1:18.764	63	FINLAY / TAIT	28.119	18	35	ANSTISS	2:33.763	2:33.925	0.162
19	35	ANSTISS	47.219	24	SMITH	1:19.115	42	MENNIE	28.192	19	26	MCLEAN	2:34.698	2:34.768	0.070
20	18	DENDY / KAYLOR	47.256	26	MCLEAN	1:19.192	26	MCLEAN	28.225	20	78	D.BRADLEY / R.BRADLEY	2:34.775	2:36.686	1.911
21	112	JOHANSSON / THOMAS	47.262	112	JOHANSSON / THOMAS	1:19.368	112	JOHANSSON / THOMAS	28.444	21	24	SMITH	2:34.816	2:35.556	0.740
22	26	MCLEAN	47.281	32	MAYHEW / WILTSHIRE	1:19.719	24	SMITH	28.485	22	112	JOHANSSON / THOMAS	2:35.074	2:35.489	0.415
23	87	KAYLOR	47.314	68	G.WRIGHT / J.WRIGHT	1:19.720	87	KAYLOR	28.485	23	68	G.WRIGHT / J.WRIGHT	2:35.692	2:35.784	0.092
24	68	G.WRIGHT / J.WRIGHT	47.410	98	PALK / POTTINGEFIELD	1:19.895	12	DONOVAN	28.546	24	32	MAYHEW / WILTSHIRE	2:36.305	2:36.305	0.000
25	88	R.LUNDY / RO.LUNDY	47.579	78	D.BRADLEY / R.BRADLEY	1:20.039	68	G.WRIGHT / J.WRIGHT	28.562	25	87	KAYLOR	2:36.527	2:38.086	1.559
26	11	CULLEY	47.615	42	MENNIE	1:20.504	43	SHEAD	28.563	26	42	MENNIE	2:36.787	2:37.365	0.578
27	144	HOBSON	47.783	92	ABBITT	1:20.704	11	CULLEY	28.694	27	98	PALK / POTTINGEFIELD	2:37.055	2:37.577	0.522
28	32	MAYHEW / WILTSHIRE	47.836	87	KAYLOR	1:20.728	30	GETINO / MARTIN	28.721	28	11	CULLEY	2:37.142	2:37.197	0.055
29	75	SECKEL / SCRIVEN	47.996	8	COOPER	1:20.832	32	MAYHEW / WILTSHIRE	28.750	29	92	ABBITT	2:37.656	2:38.087	0.431
30	42	MENNIE	48.091	11	CULLEY	1:20.833	8	COOPER	28.833	30	144	HOBSON	2:37.959	2:39.852	1.893
31	92	ABBITT	48.118	12	DONOVAN	1:20.845	92	ABBITT	28.834	31	8	COOPER	2:38.036	2:38.395	0.359
32	98	PALK / POTTINGEFIELD	48.307	144	HOBSON	1:21.254	3	R.ADAMS / M.ADAMS	28.838	32	12	DONOVAN	2:38.120	2:38.894	0.774
33	8	COOPER	48.371	75	SECKEL / SCRIVEN	1:21.533	98	PALK / POTTINGEFIELD	28.853	33	88	R.LUNDY / RO.LUNDY	2:38.236	2:38.380	0.144
34	182	OWEN	48.402	88	R.LUNDY / RO.LUNDY	1:21.567	75	SECKEL / SCRIVEN	28.864	34	75	SECKEL / SCRIVEN	2:38.393	2:38.634	0.241
35	99	QUANTRELL / MARSH	48.495	16	SARGENT	1:21.864	144	HOBSON	28.922	35	30	GETINO / MARTIN	2:39.483	2:40.044	0.561
36	30	GETINO / MARTIN	48.619	30	GETINO / MARTIN	1:22.143	88	R.LUNDY / RO.LUNDY	29.090	36	99	QUANTRELL / MARSH	2:40.018	2:40.018	0.000
37	12	DONOVAN	48.729	182	OWEN	1:22.222	99	QUANTRELL / MARSH	29.203	37	182	OWEN	2:40.125	2:41.444	1.319
38	1	GREEN / O'KEEFFE	48.892	3	R.ADAMS / M.ADAMS	1:22.311	16	SARGENT	29.275	38	3	R.ADAMS / M.ADAMS	2:40.288	2:40.355	0.067
39	3	R.ADAMS / M.ADAMS	49.139	99	QUANTRELL / MARSH	1:22.320	1	GREEN / O'KEEFFE	29.296	39	16	SARGENT	2:40.363	2:40.513	0.150
40	16	SARGENT	49.224	1	GREEN / O'KEEFFE	1:22.336	182	OWEN	29.501	40	1	GREEN / O'KEEFFE	2:40.524	2:40.679	0.155
41	131	LYNE	49.562	7	CURRIE / HUGHES	1:23.575	69	HARDING / SLATER	29.557	41	131	LYNE	2:43.212	2:43.641	0.429
42	193	YOUHILL	49.856	131	LYNE	1:23.701	48	ALLEN	29.823	42	48	ALLEN	2:43.722	2:44.520	0.798
43	48	ALLEN	50.134	48	ALLEN	1:23.765	131	LYNE	29.949	43	7	CURRIE / HUGHES	2:43.761	2:44.238	0.477
44	7	CURRIE / HUGHES	50.220	193	YOUHILL	1:24.070	7	CURRIE / HUGHES	29.966	44	193	YOUHILL	2:44.178	2:44.479	0.301
45	27	ANDREWS / GOLDTHORPE	50.332	39	CATER	1:24.114	150	HAMER	30.001	45	69	HARDING / SLATER	2:44.279	2:36.549	-7.730
46	69	HARDING / SLATER	50.456	69	HARDING / SLATER	1:24.266	39	CATER	30.048	46	39	CATER	2:44.981	2:45.737	0.756
47	150	HAMER	50.596	27	ANDREWS / GOLDTHORPE	1:24.653	27	ANDREWS / GOLDTHORPE	30.149	47	27	ANDREWS / GOLDTHORPE	2:45.134	2:45.221	0.087
48	56	DHESI / ARIF	50.599	56	DHESI / ARIF	1:24.884	56	DHESI / ARIF	30.193	48	56	DHESI / ARIF	2:45.676	2:46.130	0.454
49	39	CATER	50.819	124	A.HORNIGOLD / R.HORNIGOLD	1:25.168	19	BURN	30.201	49	150	HAMER	2:45.879	2:46.015	0.136
50	124	A.HORNIGOLD / R.HORNIGOLD	51.399	150	HAMER	1:25.282	193	YOUHILL	30.252	50	124	A.HORNIGOLD / R.HORNIGOLD	2:46.871	2:47.314	0.443
51	19	BURN	51.988	6	GROVE	1:26.189	124	A.HORNIGOLD / R.HORNIGOLD	30.304	51	6	GROVE	2:49.511	2:54.550	5.039
52	6	GROVE	52.410	19	BURN	1:27.550	6	GROVE	30.912	52	19	BURN	2:49.739	2:50.418	0.679
53										53	5	ABBITT / MITHCELL	2:45.761		
54										54	55	WRIGHT / MORRIS	2:47.692		

Weather / Track : Cloudy / Dry

Silverstone GP

Circuit Length = 3.6604 miles

Start: 13:08 Flag 13:33 End: 13:40

Results can be found at www.tsl-timing.com

Printed - 13:42 Sunday, 16 August 2020

MSVT Super Cup

QUALIFYING - RACE 15 - STATISTICS

Competitors Started 54
Planned Start 2020-08-16 @ 12:05:00.000
Actual Start 2020-08-16 @ 13:08:49.818
Finish Time 2020-08-16 @ 13:33:55.409
Track Length 3.6604mi.
Total Laps 437
Total Distance Covered 1599.6374mi.

Session Fastest Lap History

NO	CL	NAME	LAP TIME	TIME OF DAY	LAP	VEHICLE
54	S	Gary HUFFORD	2:26.910	13:11:46.183	1	BMW M3
65	S	GARDNER / MILLS	2:24.360	13:11:48.196	1	BMW M3
91	S	GURNEY / TESTER	2:23.569	13:14:11.063	2	BMW M3
2	S	JACKSON / PIDGLEY	2:22.474	13:14:22.153	2	Seat Supercopa Gen2
91	S	GURNEY / TESTER	2:21.550	13:33:29.187	9	BMW M3

Flag History

TYPE	TIME OF DAY
GREEN	13:08:49.818
FINISH	13:33:55.409

Flag Statistics

TYPE	COUNT	TOTAL LAPS	TOTAL TIME
Green	1	10	31:27.408
Red	0	0	0.000
Safety Car	0	0	0.000
FCY	0	0	0.000

MSVT Super Cup

QUALIFYING - RACE 15 - STATISTICS

CLASS : A

6 Starters

Fastest Lap History

NO	NAME	LAP TIME	TIME OF DAY	LAP	VEHICLE
13	S.PARKIN / R.PARKIN	2:28.035	13:12:00.657	1	VW Golf TDI
13	S.PARKIN / R.PARKIN	2:27.552	13:14:28.209	2	VW Golf TDI

Weather / Track : Cloudy / Dry

Results can be found at www.tsl-timing.com

Page 2 of 9

Silverstone GP
Circuit Length = 3.6604 miles
Start: 13:08 Flag 13:33 End: 13:40
Printed - 13:44 Sunday, 16 August 2020

MSVT Super Cup

QUALIFYING - RACE 15 - STATISTICS

CLASS : B

4 Starters

Fastest Lap History

NO	NAME	LAP TIME	TIME OF DAY	LAP	VEHICLE
24	Michael SMITH	2:53.047	13:12:33.512	1	Seat Ibiza
43	David SHEAD	2:34.449	13:12:35.130	1	BMW Compact
18	DENDY / KAYLOR	2:34.420	13:35:39.148	8	Seat SuperCopa

MSVT Super Cup

QUALIFYING - RACE 15 - STATISTICS

CLASS : C

1 Starters

Fastest Lap History

NO	NAME	LAP TIME	TIME OF DAY	LAP	VEHICLE
35	Matthew ANSTISS	2:39.909	13:12:41.165	1	Honda S2000
35	Matthew ANSTISS	2:35.931	13:15:17.095	2	Honda S2000
35	Matthew ANSTISS	2:33.925	13:27:58.172	6	Honda S2000

Weather / Track : Cloudy / Dry

Results can be found at www.tsl-timing.com

Page 4 of 9

Silverstone GP
Circuit Length = 3.6604 miles
Start: 13:08 Flag 13:33 End: 13:40
Printed - 13:44 Sunday, 16 August 2020

MSVT Super Cup

QUALIFYING - RACE 15 - STATISTICS

CLASS : G

3 Starters

Fastest Lap History

NO	NAME	LAP TIME	TIME OF DAY	LAP	VEHICLE
63	FINLAY / TAIT	2:36.657	13:12:21.744	1	Ford Fiesta ST180
166	Richard CLARKE	2:32.094	13:15:01.932	2	Mini JCW
166	Richard CLARKE	2:32.030	13:17:33.962	3	Mini JCW

Weather / Track : Cloudy / Dry

Results can be found at www.tsl-timing.com

Page 5 of 9

Silverstone GP
Circuit Length = 3.6604 miles
Start: 13:08 Flag 13:33 End: 13:40
Printed - 13:44 Sunday, 16 August 2020

MSVT Super Cup

QUALIFYING - RACE 15 - STATISTICS

CLASS : S

8 Starters

Fastest Lap History

NO	NAME	LAP TIME	TIME OF DAY	LAP	VEHICLE
54	Gary HUFFORD	2:26.910	13:11:46.183	1	BMW M3
65	GARDNER / MILLS	2:24.360	13:11:48.196	1	BMW M3
91	GURNEY / TESTER	2:23.569	13:14:11.063	2	BMW M3
2	JACKSON / PIDGLEY	2:22.474	13:14:22.153	2	Seat Supercopa Gen2
91	GURNEY / TESTER	2:21.550	13:33:29.187	9	BMW M3

Weather / Track : Cloudy / Dry

Results can be found at www.tsl-timing.com

Page 6 of 9

Silverstone GP
Circuit Length = 3.6604 miles
Start: 13:08 Flag 13:33 End: 13:40
Printed - 13:44 Sunday, 16 August 2020

MSVT Super Cup

QUALIFYING - RACE 15 - STATISTICS

CLASS : TB

5 Starters

Fastest Lap History

NO	NAME	LAP TIME	TIME OF DAY	LAP	VEHICLE
45	Chris PAYNE	2:49.104	13:12:31.189	1	Caterham Super 7
170	Matt NOSSITER	2:42.419	13:12:31.978	1	BMW E36
170	Matt NOSSITER	2:35.453	13:15:07.430	2	BMW E36
170	Matt NOSSITER	2:34.829	13:25:31.312	6	BMW E36
45	Chris PAYNE	2:33.956	13:28:24.478	7	Caterham Super 7

MSVT Super Cup

QUALIFYING - RACE 15 - STATISTICS

CLASS : TC

17 Starters

Fastest Lap History

NO	NAME	LAP TIME	TIME OF DAY	LAP	VEHICLE
32	MAYHEW / WILTSHIRE	2:39.358	13:12:03.381	1	Renault Clio Cup Racer
32	MAYHEW / WILTSHIRE	2:36.305	13:14:39.686	2	Renault Clio Cup Racer
26	Cameron MCLEAN	2:36.089	13:18:01.059	3	Renault Clio 182
112	JOHANSSON / THOMPSON	2:35.489	13:30:28.605	7	Renault Clio
26	Cameron MCLEAN	2:34.768	13:33:43.037	9	Renault Clio 182

MSVT Super Cup

QUALIFYING - RACE 15 - STATISTICS

CLASS : TD

10 Starters

Fastest Lap History

NO	NAME	LAP TIME	TIME OF DAY	LAP	VEHICLE
56	DHESI / ARIF	2:46.130	13:12:14.144	1	Ford Fiesta
3	R.ADAMS / M.ADAMS	2:44.946	13:12:45.082	1	Mazda MX5
3	R.ADAMS / M.ADAMS	2:42.568	13:15:27.651	2	Mazda MX5
3	R.ADAMS / M.ADAMS	2:40.355	13:18:08.006	3	Mazda MX5
8	John COOPER	2:39.608	13:18:27.240	3	Ford Fiesta
8	John COOPER	2:39.361	13:21:06.601	4	Ford Fiesta
8	John COOPER	2:38.753	13:33:15.759	8	Ford Fiesta
8	John COOPER	2:38.395	13:35:54.155	9	Ford Fiesta

Weather / Track : Cloudy / Dry

Results can be found at www.tsl-timing.com

Page 9 of 9

Silverstone GP
Circuit Length = 3.6604 miles
Start: 13:08 Flag 13:33 End: 13:40
Printed - 13:44 Sunday, 16 August 2020

MSVT Super Cup

RACE 15 - GRID (45 minutes)

ROW 27	54	6 2:54.550 Grant GROVE	53	19 2:50.418 Paul BURN
ROW 26	52	55 2:47.692 WRIGHT / MORRIS	51	124 2:47.314 A.HORNIGOLD / R.HORNIGOLD
ROW 25	50	56 2:46.130 DHESI / ARIF	49	150 2:46.015 Julian HAMER
ROW 24	48	5 2:45.761 ABBITT / MITHCELL	47	39 2:45.737 Ben CATER
ROW 23	46	27 2:45.221 ANDREWS / GOLDTHORPE	45	48 2:44.520 Chas ALLEN
ROW 22	44	193 2:44.479 Jack YOUHILL	43	7 2:44.238 CURRIE / HUGHES
ROW 21	42	131 2:43.641 Alan LYNE	41	182 2:41.444 Oliver OWEN
ROW 20	40	1 2:40.679 GREEN / O'KEEFFE	39	16 2:40.513 Russell SARGENT
ROW 19	38	3 2:40.355 R.ADAMS / M.ADAMS	37	30 2:40.044 GETINO / MARTIN
ROW 18	36	99 2:40.018 QUANTRELL / MARLOW	35	144 2:39.852 Sarah HOBSON
ROW 17	34	12 2:38.894 Stewart DONOVAN	33	75 2:38.634 SECKEL / SCRIVENS
ROW 16	32	8 2:38.395 John COOPER	31	88 2:38.380 R.LUNDY / RO.LUNDY
ROW 15	30	92 2:38.087 Dan ABBITT	29	87 2:38.086 Brad KAYLOR
ROW 14	28	98 2:37.577 PALK / POTTINGER	27	42 2:37.365 David MENNIE
ROW 13	26	11 2:37.197 Barrie CULLEY	25	78 2:36.686 D.BRADLEY / R.BRADLEY
ROW 12	24	69 2:36.549 HARDING / SLATER	23	32 2:36.305 MAYHEW / WILTSHIRE
ROW 11	22	68 2:35.784 G.WRIGHT / J.WRIGHT	21	24 2:35.556 Michael SMITH
ROW 10	20	112 2:35.489 JOHANSSON / THOMPSON	19	26 2:34.768 Cameron MCLEAN
ROW 9	18	43 2:34.449 David SHEAD	17	18 2:34.420 DENDY / KAYLOR
ROW 8	16	170 2:34.311 Matt NOSSITER	15	45 2:33.956 Chris PAYNE
ROW 7	14	35 2:33.925 Matthew ANSTISS	13	10 2:33.800 Martyn CULLEY
ROW 6	12	183 2:33.559 Gary BURSTOW	11	63 2:33.558 FINLAY / TAIT
ROW 5	10	166 2:32.030 Richard CLARKE	9	66 2:31.649 D.SEAL / P.SEAL
ROW 4	8	20 2:27.648 Callum NOBLE	7	13 2:27.552 S.PARKIN / R.PARKIN
ROW 3	6	22 2:25.625 Darren GOES	5	54 2:25.451 Gary HUFFORD
ROW 2	4	65 2:23.763 GARDNER / MILLS	3	135 2:23.728 Steve GALES
ROW 1	2	2 2:22.474 JACKSON / PIDGLEY	1	91 2:21.550 GURNEY / TESTER

Pole

Silverstone GP
Circuit Length = 3.6604 miles

These results are provisional until the conclusion of any judicial and technical matters.

Clerk Of Course :	Steward :	Timekeeper : Nick Palmer
-------------------	-----------	--------------------------

MSVT Super Cup

RACE 15 - CLASSIFICATION - AMENDED

POS	NO	CL	PIC NAME	ENTRY	LAPS	TIME	GAP	DIFF	MPH	BEST	ON
1	135	S	1 Steve GALES	Seat Leon Cup	14	40:21.093			76.20	2:32.775	13
2	2	S	2 JACKSON / PIDGLEY	Seat Supercopa Gen2	14	40:21.496	0.403	0.403	76.18	2:34.022	13
3	22	S	3 Darren GOES	Seat Cup Racer	14	40:27.501	6.408	6.005	75.99	2:33.260	12
4	54	S	4 Gary HUFFORD	BMW M3	14	40:28.072	6.979	0.571	75.98	2:32.842	12
5	65	S	5 GARDNER / MILLS	BMW M3	14	40:33.319	12.226	5.247	75.81	2:33.102	13
6	91	S	6 GURNEY / TESTER	BMW M3	14	40:37.509	16.416	4.190	75.68	2:32.813	7
7	20	S	7 Callum NOBLE	BMW M3	14	40:45.423	24.330	7.914	75.44	2:33.975	11
8	13	A	1 S.PARKIN / R.PARKIN	VW Golf TDI	14	40:54.712	33.619	9.289	75.15	2:36.094	9
9	63	G	1 FINLAY / TAIT	Ford Fiesta ST180	14	41:32.313	1:11.220	37.601	74.02	2:39.342	13
10	10	A	2 Martyn CULLEY	Seat Leon Cupra R	14	42:33.944	2:12.851	1:01.631	72.23	2:43.205	14
11	183	A	3 Gary BURSTOW	BMW M3	14	42:47.219	2:26.126	13.275	71.86	2:42.835	9
12	166	G	2 Richard CLARKE	Mini JCW	14	42:56.762	2:35.669	9.543	71.59	2:47.209	13
13	24	B	1 Michael SMITH	Seat Ibiza	14	43:06.215	2:45.122	9.453	71.33	2:42.067	10
14	8	TB	1 John COOPER	Ford Fiesta	14	44:03.824	3:42.731	57.609	69.78	2:46.257	13
15	35	C	1 Matthew ANSTISS	Honda S2000	13	40:26.550	1 Lap	1 Lap	70.59	2:46.193	12
16	18	B	2 DENDY / KAYLOR	Seat SuperCopa	13	40:58.734	1 Lap	32.184	69.67	2:43.064	9
17	42	TC	1 David MENNIE	BMW E36 328i	13	41:05.015	1 Lap	6.281	69.49	2:47.181	11
18	78	A	4 D.BRADLEY / R.BRADLEY	BMW M3	13	41:08.136	1 Lap	3.121	69.40	2:45.292	13
19	69	TB	2 HARDING / SLATER	Honda Civic Type R	13	41:18.749	1 Lap	10.613	69.11	2:47.686	11
20	112	TC	2 JOHANSSON / THOMPSON	Renault Clio	13	41:18.888	1 Lap	0.139	69.10	2:49.572	6
21	170	TB	3 Matt NOSSITER	BMW E36	13	41:19.979	1 Lap	1.091	69.07	2:47.536	13
22	88	TC	3 RI.LUNDY / RO.LUNDY	Toyota Celica	13	41:28.146	1 Lap	8.167	68.85	2:49.494	7
23	11	A	5 Barrie CULLEY	Seat Leon Cupra	13	41:29.065	1 Lap	0.919	68.82	2:43.464	13
24	26	TC	4 Cameron MCLEAN	Renault Clio 182	13	41:33.544	1 Lap	4.479	68.70	2:52.170	6
25	32	TC	5 MAYHEW / WILTSHIRE	Renault Clio Cup Racer	13	41:34.421	1 Lap	0.877	68.67	2:50.990	7
26	12	TC	6 Stewart DONOVAN	Toyota Celica	13	42:00.801	1 Lap	26.380	67.95	2:51.855	12
27	68	TB	4 G.WRIGHT / J.WRIGHT	Porsche 944	13	42:11.063	1 Lap	10.262	67.68	2:46.968	13
28	75	TC	7 SECKEL / SCRIVENS	Honda Integra Type R	13	42:11.110	1 Lap	0.047	67.68	2:52.065	5
29	182	TC	8 Oliver OWEN	Renault Clio Sport 182	13	42:34.375	1 Lap	23.265	67.06	2:53.991	13
30	144	TC	9 Sarah HOBSON	Toyota Celica	13	42:58.928	1 Lap	24.553	66.42	2:55.273	10
31	39	TD	1 Ben CATER	Toyota MR2	13	43:04.726	1 Lap	5.798	66.27	2:52.497	10
32	98	TC	10 PALK / POTTINGER	Renault Clio	13	43:06.763	1 Lap	2.037	66.22	2:57.675	10
33	5	TD	2 ABBITT / MITHCELL	Mazda MX5	13	43:15.206	1 Lap	8.443	66.01	2:53.339	10
34	131	G	3 Alan LYNE	Renault Clio	12	40:21.462	2 Laps	1 Lap	65.30	2:54.364	10
35	45	TB	5 Chris PAYNE	Caterham Super 7	12	40:23.932	2 Laps	2.470	65.23	3:01.090	10
36	193	TD	3 Jack YOUHILL	Ford Fiesta	12	40:32.980	2 Laps	9.048	64.99	2:55.093	11
37	30	B	3 GETINO / MARTIN	Porsche Boxter	12	40:37.357	2 Laps	4.377	64.87	2:53.750	3
38	27	TD	4 ANDREWS / GOLDTHORPE	Ford Fiesta	12	40:41.549	2 Laps	4.192	64.76	2:55.784	12
39	92	TC	11 Dan ABBITT	Peugeot 306 Rallye	12	40:43.970	2 Laps	2.421	64.70	2:52.638	9
40	48	TC	12 Chas ALLEN	Renault Clio	12	40:47.272	2 Laps	3.302	64.61	2:55.445	11
41	3	TD	5 R.ADAMS / M.ADAMS	Mazda MX5	12	40:51.448	2 Laps	4.176	64.50	3:01.109	4
42	150	TC	13 Julian HAMER	Mini Cooper S	12	41:16.444	2 Laps	24.996	63.85	2:57.079	12
43	16	TC	14 Russell SARGENT	Renault Clio 182	12	41:30.307	2 Laps	13.863	63.49	2:56.890	9
44	124	TD	6 A.HORNIGOLD / R.HORNIGOLD	MG ZR	12	42:29.338	2 Laps	59.031	62.02	3:02.708	11
45	19	TD	7 Paul BURN	Ford Fiesta	12	42:34.399	2 Laps	5.061	61.90	3:02.145	9
46	56	TD	8 DHESI / ARIF	Ford Fiesta	12	43:49.193	2 Laps	1:14.794	60.14	3:00.965	11
47	7	TC	15 CURRIE / HUGHES	Renault Clio	11	40:30.745	3 Laps	1 Lap	59.63	3:10.773	6

NOT CLASSIFIED

DNF	99	TC	QUANTRELL / MARLOW	Renault Clio	11	37:09.564	3 Laps		65.01	2:53.432	11
DNF	55	TD	WRIGHT / MORRIS	Citreon Saxo	10	37:30.766	4 Laps	1 Lap	58.54	2:58.385	9
DNF	1	TC	GREEN / O'KEEFFE	BMW 328i	1	12:05.894	13 Laps	9 Laps	18.15		

FASTEST LAP

135	S	Steve GALES	Seat Leon Cup	13	2:32.775	86.25 mph	138.81 kph
13	A	S.PARKIN / R.PARKIN	VW Golf TDI	9	2:36.094	84.42 mph	135.86 kph
63	G	FINLAY / TAIT	Ford Fiesta ST180	13	2:39.342	82.70 mph	133.09 kph
24	B	Michael SMITH	Seat Ibiza	10	2:42.067	81.31 mph	130.85 kph
35	C	Matthew ANSTISS	Honda S2000	12	2:46.193	79.29 mph	127.60 kph
8	TB	John COOPER	Ford Fiesta	13	2:46.257	79.26 mph	127.55 kph
42	TC	David MENNIE	BMW E36 328i	11	2:47.181	78.82 mph	126.85 kph
39	TD	Ben CATER	Toyota MR2	10	2:52.497	76.39 mph	122.94 kph

Car 112 - 10 second penalty for out of position start.

Silverstone GP

Circuit Length = 3.6604 miles

Start: 17:23 Flag 18:04 End: 18:07

Weather / Track : Overcast / Wet

These results are provisional until the conclusion of any judicial and technical matters.

Clerk Of Course :	Steward :	Timekeeper : Nick Palmer
-------------------	-----------	--------------------------

MSVT Super Cup

RACE 15 - LAP CHART

LAP 1 @ 17:27:07.348			LAP 2 @ 17:30:19.442			LAP 3 @ 17:32:57.580			LAP 4 @ 17:35:32.709			LAP 5 @ 17:38:07.334		
NO	BEHIND	LAP TIME	NO	BEHIND	LAP TIME	NO	BEHIND	LAP TIME	NO	BEHIND	LAP TIME	NO	BEHIND	LAP TIME
91		3:19.473	91		3:12.094	91		2:38.138	91		2:35.129	91		2:34.625
2	0.564	3:20.037	2	0.738	3:12.268	2	0.626	2:38.026	2	1.659	2:36.162	2	1.533	2:34.499
135	1.671	3:21.144	135	2.865	3:13.288	135	2.664	2:37.937	135	6.419	2:38.884	5	1 Lap	2:57.734
65	2.805	3:22.278	65	3.572	3:12.861	65	5.742	2:40.308	65	9.923	2:39.310	135	7.610	2:35.816
54	4.345	3:23.818	54	4.750	3:12.499	54	6.671	2:40.059	54	10.616	2:39.074	65	11.742	2:36.444
22	4.938	3:24.411	22	5.027	3:12.183	22	7.871	2:40.982	22	13.851	2:41.109	54	12.476	2:36.485
13	5.842	3:25.315	13	6.910	3:13.162	13	8.827	2:40.055	13	14.939	2:41.241	150	1 Lap	3:09.632
20	7.230	3:26.703	20	7.810	3:12.674	20	10.804	2:41.132	20	16.878	2:41.203	22	17.124	2:37.898
166	9.347	3:28.820	166	10.522	3:13.269	63	15.686	2:42.747	19	1 Lap	3:17.434	13	18.835	2:38.521
63	10.295	3:29.768	63	11.077	3:12.876	166	21.407	2:49.023	1	3 Laps	12:05.894 P	20	20.379	2:38.126
183	12.261	3:31.734	183	13.797	3:13.630	10	25.131	2:49.315	63	25.434	2:44.877	7	1 Lap	3:15.412 P
10	13.263	3:32.736	10	13.954	3:12.785	183	30.706	2:55.047	55	1 Lap	3:27.894	124	1 Lap	3:13.867
35	15.965	3:35.438	35	16.023	3:12.152	35	33.338	2:55.453	56	1 Lap	3:31.500	63	37.949	2:47.140 P
45	32.219	3:51.692	45	37.578	3:17.453	18	51.279	2:50.645	166	34.383	2:48.105	166	47.752	2:47.994
170	32.937	3:52.410	170	37.920	3:17.077	24	53.493	2:51.725	10	37.235	2:47.233	10	50.429	2:47.819
18	33.860	3:53.333	18	38.772	3:17.006	112	53.950	2:52.868	183	46.902	2:51.325	19	1 Lap	3:10.863
112	34.433	3:53.906	112	39.220	3:16.881	26	57.071	2:55.598	35	47.634	2:49.425	183	1:01.330	2:49.053
26	35.881	3:55.354	26	39.611	3:15.824	32	59.536	2:57.504	24	1:04.033	2:45.669	35	1:02.449	2:49.440
24	36.363	3:55.836	24	39.906	3:15.637	170	1:00.911	3:01.129	18	1:04.647	2:48.497	24	1:14.797	2:45.389
32	36.808	3:56.281	32	40.170	3:15.456	69	1:03.396	2:59.376	112	1:08.556	2:49.735	55	1 Lap	3:20.032
68	39.230	3:58.703	68	41.482	3:14.346	78	1:03.402	2:58.834	26	1:16.023	2:54.081	18	1:20.071	2:50.049
69	40.521	3:59.994	69	42.158	3:13.731	88	1:06.441	2:54.075	32	1:16.522	2:52.115	112	1:24.481	2:50.550
78	41.113	4:00.586	78	42.706	3:13.687	45	1:06.919	3:07.479	78	1:16.935	2:48.662	56	1 Lap	3:31.746
11	42.642	4:02.115	11	44.684	3:14.136	11	1:07.124	3:00.578	170	1:20.626	2:54.844	78	1:31.064	2:48.754
98	43.852	4:03.325	98	46.297	3:14.539	8	1:07.366	2:54.457	8	1:22.730	2:50.493	26	1:34.362	2:52.964
42	45.638	4:05.111	42	47.688	3:14.144	68	1:09.089	3:05.745	88	1:23.283	2:51.971	32	1:34.752	2:52.855
92	47.040	4:06.513	88	50.504	3:15.007	75	1:09.431	2:56.002	69	1:24.781	2:56.514	8	1:36.963	2:48.858
88	47.591	4:07.064	8	51.047	3:14.512	42	1:09.955	3:00.405	11	1:26.611	2:54.616	88	1:39.659	2:51.001
8	48.629	4:08.102	75	51.567	3:14.014	98	1:13.289	3:05.130	75	1:28.672	2:54.370	11	1:40.733	2:48.747
75	49.647	4:09.120	92	54.673	3:19.727 P	12	1:15.673	2:57.872	42	1:28.858	2:54.032	170	1:41.092	2:55.091
12	52.007	4:11.480	12	55.939	3:16.026	30	1:15.908	2:53.750	30	1:34.839	2:54.060	42	1:43.182	2:48.949
99	56.257	4:15.730	99	58.161	3:13.998	99	1:22.741	3:02.718	45	1:36.081	3:04.291	69	1:44.184	2:54.028
144	57.205	4:16.678	144	59.325	3:14.214	182	1:25.790	3:00.574	12	1:39.638	2:59.094	75	1:46.112	2:52.065
3	58.007	4:17.480	3	59.874	3:13.961	3	1:26.824	3:05.088	98	1:40.008	3:01.848	30	1:55.049	2:54.835
30	59.037	4:18.510	30	1:00.296	3:13.353	144	1:27.656	3:06.469	68	1:44.507	3:10.547 P	12	2:01.784	2:56.771
16	1:06.447	4:25.920	16	1:03.044	3:08.691	16	1:35.205	3:10.299	99	1:48.108	3:00.496	45	2:03.398	3:01.942
182	1:08.506	4:27.979	182	1:03.354	3:06.942	131	1:50.588	3:00.753	182	1:48.564	2:57.903	98	2:03.772	2:58.389
131	1:29.040	4:48.513	131	1:27.973	3:11.027	193	2:01.097	3:04.138	3	1:52.804	3:01.109	182	2:10.706	2:56.767
193	1:35.379	4:54.852	193	1:35.097	3:11.812	39	2:04.573	2:57.650	144	1:53.161	3:00.634	99	2:12.170	2:58.687
7	1:38.088	4:57.561	7	1:42.401	3:16.407	27	2:06.437	3:01.669	16	2:08.254	3:08.178	3	2:21.177	3:02.998
27	1:38.812	4:58.285	27	1:42.906	3:16.188	48	2:12.295	3:05.928	131	2:13.316	2:57.857	144	2:21.867	3:03.331
48	1:40.758	5:00.231	48	1:44.505	3:15.841	92	2:12.631	3:56.096	39	2:24.329	2:54.885			
39	1:41.120	5:00.593	39	1:45.061	3:16.035	5	2:13.824	3:04.833	193	2:25.170	2:59.202			
150	1:42.970	5:02.443	150	1:46.632	3:15.756	7	2:15.544	3:11.281	27	2:30.011	2:58.703			
5	1:43.269	5:02.742	5	1:47.129	3:15.954	150	2:16.191	3:07.697	48	2:34.355	2:57.189			
124	1:48.937	5:08.410	124	1:57.588	3:20.745	124	2:31.193	3:11.743	92	2:34.448	2:56.946			
56	2:01.140	5:20.613	56	2:15.101	3:26.055									
19	2:01.690	5:21.163	19	2:15.430	3:25.834									
55	2:03.570	5:23.043	55	2:16.242	3:24.766									

Silverstone GP

Circuit Length = 3.6604 miles

Start: 17:23 Flag 18:04 End: 18:07

Weather / Track : Overcast / Wet

MSVT Super Cup

RACE 15 - LAP CHART

LAP 6 @ 17:40:42.392			LAP 7 @ 17:43:15.205			LAP 8 @ 17:45:51.119			LAP 9 @ 17:48:49.412			LAP 10 @ 17:53:10.155		
NO	BEHIND	LAP TIME	NO	BEHIND	LAP TIME	NO	BEHIND	LAP TIME	NO	BEHIND	LAP TIME	NO	BEHIND	LAP TIME
91		2:35.058	91		2:32.813	91		2:35.914 P	65		2:41.418 P	18		2:46.824 P
2	1.812	2:35.337	99	1 Lap	2:56.902	30	1 Lap	3:00.029 P	54	1 Lap	2:37.009	150	2 Laps	3:01.154
131	1 Lap	3:00.511	98	1 Lap	3:07.444 P	56	2 Laps	3:06.564	13	1 Lap	2:39.031	16	2 Laps	2:58.015
135	9.006	2:36.454	45	1 Lap	3:14.101 P	12	1 Lap	2:59.254 P	20	1 Lap	5:04.267	112	1 Lap	5:22.495
39	1 Lap	2:54.980	2	10.433	2:41.434 P	55	2 Laps	3:23.684 P	45	2 Laps	5:32.496	42	1 Lap	5:19.966
193	1 Lap	2:59.714	144	1 Lap	2:57.633	65	16.875	2:34.842	98	2 Laps	5:39.655	88	1 Lap	5:28.145
65	15.471	2:38.787	65	17.947	2:35.289	68	2 Laps	2:55.890	68	2 Laps	2:55.790	91	38.382	2:46.377
16	1 Lap	3:16.905 P	3	1 Lap	3:04.900	182	1 Lap	2:56.893	182	1 Lap	2:57.435	2	38.681	2:37.666
54	16.973	2:39.555 P	135	25.596	2:49.403 P	22	1 Lap	5:05.422	56	2 Laps	3:09.053	26	1 Lap	2:54.514
27	1 Lap	2:58.458	39	1 Lap	2:54.335	54	1 Lap	5:13.247	99	1 Lap	3:02.884 P	135	39.864	2:35.698
92	1 Lap	2:57.796	131	1 Lap	3:01.530	99	1 Lap	2:56.608	63	1 Lap	2:40.519	78	1 Lap	5:38.101
20	23.823	2:38.502	20	36.028	2:45.018 P	13	1 Lap	5:07.430	5	2 Laps	2:54.548	32	1 Lap	5:34.341
22	24.499	2:42.433 P	193	1 Lap	2:58.323	144	1 Lap	3:02.793 P	27	2 Laps	5:40.204	69	1 Lap	2:50.086
13	25.608	2:41.831 P	63	1 Lap	5:11.306	63	1 Lap	2:40.337	10	1 Lap	2:44.449	170	1 Lap	2:51.707
5	1 Lap	3:02.179 P	27	1 Lap	3:01.082 P	3	1 Lap	3:04.560 P	193	1 Lap	3:03.208 P	22	46.978	2:34.267
48	1 Lap	3:05.768	92	1 Lap	2:58.397 P	39	1 Lap	2:57.071 P	166	1 Lap	2:48.612	54	49.150	2:35.215
150	1 Lap	3:03.002	48	1 Lap	2:58.366	5	2 Laps	5:32.641	8	1 Lap	2:47.418	65	52.642	5:13.385
124	1 Lap	3:09.319	150	1 Lap	3:08.028 P	131	1 Lap	3:02.178 P	92	2 Laps	5:59.721	124	2 Laps	5:55.278
166	1:09.894	2:57.200 P	7	2 Laps	6:24.789	193	1 Lap	2:56.802	183	1 Lap	2:45.224	19	2 Laps	3:06.101
10	1:10.094	2:54.723 P	24	1:41.253	2:50.381 P	166	1 Lap	5:15.269	150	2 Laps	5:34.746	13	58.307	2:37.907
183	1:15.991	2:49.719 P	18	1:41.710	2:44.462	10	1 Lap	5:15.541	35	1 Lap	2:48.494	20	59.233	2:37.891
35	1:18.953	2:51.562 P	124	1 Lap	3:07.413	8	1 Lap	4:34.824	24	1 Lap	5:19.796	12	1 Lap	2:54.820
24	1:23.685	2:43.946	112	1:58.043	2:51.861	48	1 Lap	3:05.525 P	18	1:33.919	2:43.064	11	1 Lap	6:01.994
19	1 Lap	3:07.890	78	2:02.179	2:49.157	16	2 Laps	6:23.633	16	2 Laps	3:02.307	75	1 Lap	2:57.201
18	1:30.061	2:45.048	11	2:09.292	2:46.617	35	1 Lap	5:20.321	26	1 Lap	5:22.033	99	1 Lap	5:04.377
112	1:38.995	2:49.572	32	2:09.865	2:50.990	183	1 Lap	5:25.486	19	2 Laps	5:32.900	7	2 Laps	3:16.771
78	1:45.835	2:49.829	19	1 Lap	3:16.102 P	18	1:49.148	2:43.352	170	1 Lap	2:49.919	63	1:28.719	2:40.357
26	1:51.474	2:52.170	88	2:12.286	2:49.494	112	2:12.966	2:50.837 P	91	2:12.748	5:11.041	68	1 Lap	2:49.729
32	1:51.688	2:51.994	42	2:13.494	2:48.828	7	2 Laps	3:10.773	69	1 Lap	2:49.700	98	1 Lap	2:58.137
8	1:54.139	2:52.234 P	26	2:17.885	2:59.224 P	124	1 Lap	3:10.050 P	2	2:21.758	2:35.193	144	1 Lap	2:58.558
11	1:55.488	2:49.813	75	2:27.473	2:56.427 P	170	1 Lap	5:26.466	135	2:24.909	2:35.792	45	1 Lap	3:03.085
88	1:55.605	2:51.004				69	1 Lap	5:23.615	7	2 Laps	3:11.690	30	1 Lap	3:05.622
42	1:57.479	2:49.355				78	2:21.695	2:55.430 P	75	1 Lap	5:39.838	39	1 Lap	2:57.437
55	1 Lap	3:19.178				11	2:26.190	2:52.812 P	22	2:33.454	2:33.928	131	1 Lap	2:58.071
170	2:02.513	2:56.479 P				32	2:26.802	2:52.851 P	12	1 Lap	5:22.377	55	2 Laps	2:59.486
75	2:03.859	2:52.805				88	2:27.869	2:51.497 P	54	2:34.678	2:34.469	10	2:13.064	2:44.433
69	2:06.720	2:57.594 P				42	2:29.978	2:52.398 P	13	2:41.143	2:36.094	5	1 Lap	2:53.558
56	1 Lap	3:16.095				2	2:44.858	5:10.339	20	2:42.085	2:35.997	56	1 Lap	3:14.804 P
30	2:14.626	2:54.635				135	2:47.410	4:57.727	68	1 Lap	2:51.363	3	1 Lap	3:02.191
12	2:20.050	2:53.324				22	2:57.819	2:36.625	63	3:09.105	2:41.072	193	1 Lap	5:34.788
68	1 Lap	5:56.828							98	1 Lap	3:00.869	166	2:21.829	2:47.968
182	2:32.194	2:56.546							30	1 Lap	6:03.339	8	2:22.790	2:47.562
									45	1 Lap	3:04.097	183	2:26.549	2:44.776
									144	1 Lap	5:32.078	27	1 Lap	2:56.922
									39	1 Lap	5:26.477	24	2:31.677	2:42.067
									182	3:20.703	3:01.201 P	48	1 Lap	2:58.864
									56	1 Lap	3:04.531	35	2:34.493	2:47.038
									55	2 Laps	6:15.292	92	1 Lap	2:52.638
									131	1 Lap	5:32.457	150	1 Lap	2:58.632
									3	1 Lap	5:49.670	16	1 Lap	2:56.890
									5	1 Lap	2:53.965	112	3:10.065	2:53.640
									10	3:49.374	2:46.310			
									27	1 Lap	3:00.505			
									48	1 Lap	5:27.125			
									166	3:54.604	2:47.849			
									8	3:55.971	2:46.610			
									183	4:02.516	2:42.835			
									92	1 Lap	2:52.918			
									35	4:08.198	2:47.450			
									24	4:10.353	2:43.511			

Silverstone GP

Circuit Length = 3.6604 miles

Start: 17:23 Flag 18:04 End: 18:07

Weather / Track : Overcast / Wet

MSVT Super Cup

RACE 15 - LAP CHART

LAP 11 @ 17:56:24.405			LAP 12 @ 17:58:58.724			LAP 13 @ 18:01:32.746			LAP 14 @ 18:04:08.968		
NO	BEHIND	LAP TIME	NO	BEHIND	LAP TIME	NO	BEHIND	LAP TIME	NO	BEHIND	LAP TIME
2		2:35.569	2		2:34.319	2		2:34.022	135		2:35.331
135	2.162	2:36.548	135	2.138	2:34.295	135	0.891	2:32.775	131	2 Laps	2:57.321
91	3.113	2:38.981	22	7.609	2:33.260	27	2 Laps	2:56.932	2	0.403	2:36.625
42	1 Lap	2:48.616	54	8.540	2:32.842	3	2 Laps	3:01.643	45	2 Laps	3:04.572
22	8.668	2:35.940	150	2 Laps	2:58.850	48	2 Laps	2:55.445	35	1 Lap	2:51.355
54	10.017	2:35.117	91	9.520	2:40.726	92	2 Laps	2:54.759	22	6.408	2:34.437
88	1 Lap	2:50.806	65	15.449	2:34.627	54	7.740	2:33.222	54	6.979	2:35.461
78	1 Lap	2:47.211	112	1 Lap	2:54.842	22	8.193	2:34.606	7	3 Laps	3:19.647
65	15.141	2:36.749	42	1 Lap	2:47.181	91	13.011	2:37.513	193	2 Laps	2:57.980
69	1 Lap	2:48.657	16	2 Laps	3:00.125	65	14.529	2:33.102	65	12.226	2:33.919
26	1 Lap	2:53.006	20	20.312	2:35.673	18	1 Lap	2:59.397	30	2 Laps	3:04.797
170	1 Lap	2:50.208	13	24.477	2:38.486	20	21.097	2:34.807	91	16.416	2:39.627
20	18.958	2:33.975	78	1 Lap	2:47.043	13	29.700	2:39.245	27	2 Laps	2:55.784
13	20.310	2:36.253	69	1 Lap	2:47.686	42	1 Lap	2:48.568	92	2 Laps	2:55.098
32	1 Lap	2:53.286	88	1 Lap	2:51.065	112	1 Lap	2:51.945	20	24.330	2:39.455
11	1 Lap	2:45.374	170	1 Lap	2:48.185	150	2 Laps	2:59.425	48	2 Laps	2:58.412
124	2 Laps	3:02.776	26	1 Lap	2:52.818	78	1 Lap	2:45.550	3	2 Laps	3:04.806
19	2 Laps	3:02.145	32	1 Lap	2:52.647	16	2 Laps	2:58.663	13	33.619	2:40.141
12	1 Lap	2:52.450	11	1 Lap	2:45.154	69	1 Lap	2:49.319	18	1 Lap	2:57.472
75	1 Lap	2:54.984	63	1:01.342	2:40.591	170	1 Lap	2:48.928	42	1 Lap	2:47.462
99	1 Lap	2:54.732	12	1 Lap	2:53.406	88	1 Lap	2:52.446	78	1 Lap	2:45.292
63	55.070	2:40.601	75	1 Lap	2:53.426	26	1 Lap	2:52.936	112	1 Lap	2:49.756
68	1 Lap	2:48.047	99	1 Lap	2:53.432	32	1 Lap	2:51.935	150	2 Laps	2:57.079
182	1 Lap	5:29.258	124	2 Laps	3:02.841	11	1 Lap	2:43.645	69	1 Lap	2:48.449
7	2 Laps	3:13.102	19	2 Laps	3:05.396	63	1:06.662	2:39.342	170	1 Lap	2:47.536
98	1 Lap	2:57.675	68	1 Lap	2:48.865	12	1 Lap	2:51.855	88	1 Lap	2:54.571
144	1 Lap	2:55.273	56	2 Laps	4:56.819	75	1 Lap	2:55.612	11	1 Lap	2:43.464
39	1 Lap	2:52.497	182	1 Lap	2:54.550	68	1 Lap	2:48.242	16	2 Laps	3:00.681
45	1 Lap	3:01.090	98	1 Lap	2:59.411	124	2 Laps	3:02.708	63	1:11.220	2:40.780
10	1:43.804	2:44.990	144	1 Lap	2:59.586	19	2 Laps	3:03.309	26	1 Lap	2:53.022
30	1 Lap	3:06.562	10	1:56.600	2:47.115	56	2 Laps	3:00.965	32	1 Lap	2:52.166
131	1 Lap	2:54.364	7	2 Laps	3:13.312	182	1 Lap	2:54.336	12	1 Lap	2:52.072
5	1 Lap	2:53.339	39	1 Lap	3:02.813	10	2:05.868	2:43.290	68	1 Lap	2:46.968
55	2 Laps	2:58.385	183	2:07.786	2:45.078	144	1 Lap	2:56.378	75	1 Lap	2:55.246
166	1:56.029	2:48.450	45	1 Lap	3:01.634	183	2:19.227	2:45.463	124	2 Laps	3:04.188
183	1:57.027	2:44.728	8	2:10.611	2:47.614	98	1 Lap	3:00.740	10	2:12.851	2:43.205
8	1:57.316	2:48.776	166	2:11.350	2:49.640	8	2:22.846	2:46.257	182	1 Lap	2:53.991
24	1:59.638	2:42.211	131	1 Lap	2:56.880	39	1 Lap	2:54.427	19	2 Laps	3:05.262
193	1 Lap	2:57.068	5	1 Lap	2:55.073	166	2:24.537	2:47.209	56	2 Laps	3:01.448
3	1 Lap	3:03.042	24	2:16.725	2:51.406	24	2:30.786	2:48.083	183	2:26.126	2:43.121
27	1 Lap	2:56.817	55	2 Laps	2:59.006	5	1 Lap	2:53.998	8	2:33.731	2:47.107
35	2:12.472	2:52.229	30	1 Lap	3:07.865				166	2:35.669	2:47.354
48	1 Lap	2:58.578	193	1 Lap	2:55.093				144	1 Lap	2:55.303
92	1 Lap	2:53.361	35	2:24.346	2:46.193				39	1 Lap	2:55.526
18	2:25.335	5:39.585							24	2:45.122	2:50.558
									98	1 Lap	2:59.600
									5	1 Lap	2:54.641

Weather / Track : Overcast / Wet

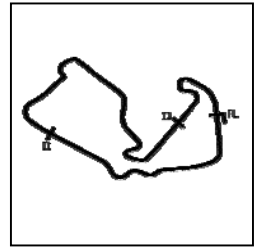
Silverstone GP

Circuit Length = 3.6604 miles

Start: 17:23 Flag 18:04 End: 18:07

MSVT Super Cup

RACE 15 - SECTOR ANALYSIS



SECTOR 1 = FL to I1, SECTOR 2 = I1 to I2, SECTOR 3 = I2 to FL, DIFF = Difference To Personal Best Lap, P = Crossed Finish Line in Pit Lane, D = Time Disallowed

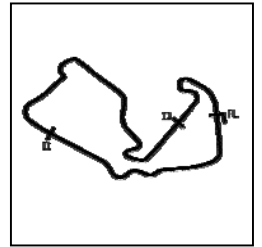
P1 135 S		Steve GALES		Seat Leon Cup			
IDEAL LAP TIME : 2:32.240		BEST LAP TIME : 2:32.775		DIFFERENCE : 0.535			
LAP	SECTOR 1	SECTOR 2	SECTOR 3	LAP TIME	MPH	DIFF	TIME OF DAY
1 -			33.656	3:21.144	65.51	48.369	17:27:09.019
2 -	1:00.577	1:40.718	31.993	3:13.288	68.17	40.513	17:30:22.307
3 -	48.839	1:20.818	28.280	2:37.937	83.43	5.162	17:33:00.244
4 -	47.734	1:23.192	27.958	2:38.884	82.93	6.109	17:35:39.128
5 -	48.026	1:20.124	27.666	2:35.816	84.57	3.041	17:38:14.944
6 -	47.908	1:20.600	27.946	2:36.454	84.22	3.679	17:40:51.398
7 -	47.101	1:20.747	IN PIT	2:49.403 P	77.78	16.628	17:43:40.801
8 -	OUTLAP	1:20.456	28.928	4:57.727	44.26	2:24.952	17:48:38.529
9 -	47.081	1:20.470	28.241	2:35.792	84.58	3.017	17:51:14.321
10 -	46.584	1:20.986	28.128	2:35.698	84.63	2.923	17:53:50.019
11 -	47.940	1:20.636	27.972	2:36.548	84.17	3.773	17:56:26.567
12 -	46.673	1:19.930	27.692	2:34.295 (2)	85.40	1.520	17:59:00.862
13 -	46.258	1:18.316	28.201	2:32.775 (1)	86.25		18:01:33.637
14 -	46.482	1:20.966	27.883	2:35.331 (3)	84.83	2.556	18:04:08.968

P2 2 S		JACKSON / PIDGLEY		Seat Supercopa Gen2			
IDEAL LAP TIME : 2:32.593		BEST LAP TIME : 2:34.022		DIFFERENCE : 1.429			
LAP	SECTOR 1	SECTOR 2	SECTOR 3	LAP TIME	MPH	DIFF	TIME OF DAY
1 -			33.442	3:20.037	65.87	46.015	17:27:07.912
2 -	1:01.071	1:40.386	30.811	3:12.268	68.53	38.246	17:30:20.180
3 -	48.334	1:21.182	28.510	2:38.026	83.39	4.004	17:32:58.206
4 -	47.340	1:20.442	28.380	2:36.162	84.38	2.140	17:35:34.368
5 -	46.973	1:19.215	28.311	2:34.499 (3)	85.29	0.477	17:38:08.867
6 -	47.551	1:19.445	28.341	2:35.337	84.83	1.315	17:40:44.204
7 -	47.159	1:18.827	IN PIT	2:41.434 P	81.62	7.412	17:43:25.638
8 -	OUTLAP	1:19.867	27.848	5:10.339	42.46	2:36.317	17:48:35.977
9 -	47.681	1:19.350	28.162	2:35.193	84.91	1.171	17:51:11.170
10 -	46.656	1:22.503	28.507	2:37.666	83.58	3.644	17:53:48.836
11 -	48.149	1:19.271	28.149	2:35.569	84.70	1.547	17:56:24.405
12 -	47.311	1:18.990	28.018	2:34.319 (2)	85.39	0.297	17:58:58.724
13 -	46.393	1:19.005	28.624	2:34.022 (1)	85.55		18:01:32.746
14 -	45.918	1:22.764	27.943	2:36.625	84.13	2.603	18:04:09.371

P3 22 S		Darren GOES		Seat Cup Racer			
IDEAL LAP TIME : 2:32.840		BEST LAP TIME : 2:33.260		DIFFERENCE : 0.420			
LAP	SECTOR 1	SECTOR 2	SECTOR 3	LAP TIME	MPH	DIFF	TIME OF DAY
1 -			34.041	3:24.411	64.46	51.151	17:27:12.286
2 -	59.483	1:41.164	31.536	3:12.183	68.56	38.923	17:30:24.469
3 -	49.224	1:22.972	28.786	2:40.982	81.85	7.722	17:33:05.451
4 -	48.068	1:24.286	28.755	2:41.109	81.79	7.849	17:35:46.560
5 -	47.491	1:21.624	28.783	2:37.898	83.45	4.638	17:38:24.458
6 -	47.767	1:23.006	IN PIT	2:42.433 P	81.12	9.173	17:41:06.891
7 -	OUTLAP	1:21.293	29.017	5:05.422	43.14	2:32.162	17:46:12.313
8 -	48.236	1:20.357	28.032	2:36.625	84.13	3.365	17:48:48.938
9 -	46.854	1:18.699	28.375	2:33.928 (2)	85.61	0.668	17:51:22.866
10 -	47.063	1:19.291	27.913	2:34.267 (3)	85.42	1.007	17:53:57.133
11 -	46.615	1:21.144	28.181	2:35.940	84.50	2.680	17:56:33.073
12 -	46.290	1:18.732	28.238	2:33.260 (1)	85.98		17:59:06.333
13 -	46.289	1:20.409	27.908	2:34.606	85.23	1.346	18:01:40.939
14 -	47.314	1:19.271	27.852	2:34.437	85.32	1.177	18:04:15.376

MSVT Super Cup

RACE 15 - SECTOR ANALYSIS



SECTOR 1 = FL to I1, SECTOR 2 = I1 to I2, SECTOR 3 = I2 to FL, DIFF = Difference To Personal Best Lap, P = Crossed Finish Line in Pit Lane, D = Time Disallowed

P4 54 S Gary HUFFORD		BMW M3					
IDEAL LAP TIME : 2:32.767		BEST LAP TIME : 2:32.842		DIFFERENCE : 0.075			
LAP	SECTOR 1	SECTOR 2	SECTOR 3	LAP TIME	MPH	DIFF	TIME OF DAY
1 -			34.299	3:23.818	64.65	50.976	17:27:11.693
2 -	59.501	1:41.115	31.883	3:12.499	68.45	39.657	17:30:24.192
3 -	48.915	1:22.696	28.448	2:40.059	82.33	7.217	17:33:04.251
4 -	47.913	1:22.510	28.651	2:39.074	82.84	6.232	17:35:43.325
5 -	47.486	1:20.154	28.845	2:36.485	84.21	3.643	17:38:19.810
6 -	47.439	1:21.525	IN PIT	2:39.555 P	82.59	6.713	17:40:59.365
7 -	OUTLAP	1:19.985	28.788	5:13.247	42.06	2:40.405	17:46:12.612
8 -	48.432	1:20.513	28.064	2:37.009	83.93	4.167	17:48:49.621
9 -	46.928	1:19.752	27.789	2:34.469 (3)	85.31	1.627	17:51:24.090
10 -	47.969	1:19.584	27.662	2:35.215	84.90	2.373	17:53:59.305
11 -	46.802	1:20.689	27.626	2:35.117	84.95	2.275	17:56:34.422
12 -	46.084	1:19.102	27.656	2:32.842 (1)	86.21		17:59:07.264
13 -	46.421	1:19.149	27.652	2:33.222 (2)	86.00	0.380	18:01:40.486
14 -	47.874	1:20.006	27.581	2:35.461	84.76	2.619	18:04:15.947

P5 65 S GARDNER / MILLS		BMW M3					
IDEAL LAP TIME : 2:32.530		BEST LAP TIME : 2:33.102		DIFFERENCE : 0.572			
LAP	SECTOR 1	SECTOR 2	SECTOR 3	LAP TIME	MPH	DIFF	TIME OF DAY
1 -			33.527	3:22.278	65.14	49.176	17:27:10.153
2 -	1:00.556	1:40.774	31.531	3:12.861	68.32	39.759	17:30:23.014
3 -	49.444	1:21.712	29.152	2:40.308	82.20	7.206	17:33:03.322
4 -	47.709	1:23.389	28.212	2:39.310	82.71	6.208	17:35:42.632
5 -	47.100	1:20.496	28.848	2:36.444	84.23	3.342	17:38:19.076
6 -	47.092	1:23.231	28.464	2:38.787	82.99	5.685	17:40:57.863
7 -	46.663	1:20.134	28.492	2:35.289	84.85	2.187	17:43:33.152
8 -	47.047	1:19.357	28.438	2:34.842	85.10	1.740	17:46:07.994
9 -	48.007	1:20.628	IN PIT	2:41.418 P	81.63	8.316	17:48:49.412
10 -	OUTLAP	1:21.742	29.173	5:13.385	42.04	2:40.283	17:54:02.797
11 -	47.380	1:20.579	28.790	2:36.749	84.06	3.647	17:56:39.546
12 -	46.838	1:19.681	28.108	2:34.627 (3)	85.22	1.525	17:59:14.173
13 -	46.661	1:18.222	28.219	2:33.102 (1)	86.07		18:01:47.275
14 -	46.794	1:19.478	27.647	2:33.919 (2)	85.61	0.817	18:04:21.194

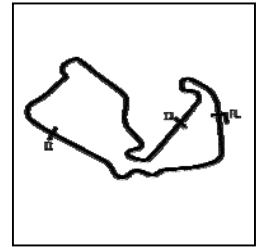
P6 91 S GURNEY / TESTER		BMW M3					
IDEAL LAP TIME : 2:32.699		BEST LAP TIME : 2:32.813		DIFFERENCE : 0.114			
LAP	SECTOR 1	SECTOR 2	SECTOR 3	LAP TIME	MPH	DIFF	TIME OF DAY
1 -			34.063	3:19.473	66.06	46.660	17:27:07.348
2 -	1:01.001	1:40.326	30.767	3:12.094	68.60	39.281	17:30:19.442
3 -	47.941	1:21.358	28.839	2:38.138	83.33	5.325	17:32:57.580
4 -	46.652	1:20.335	28.142	2:35.129	84.94	2.316	17:35:32.709
5 -	46.475	1:19.273	28.877	2:34.625 (2)	85.22	1.812	17:38:07.334
6 -	47.499	1:19.187	28.372	2:35.058 (3)	84.98	2.245	17:40:42.392
7 -	45.509	1:19.301	28.003	2:32.813 (1)	86.23		17:43:15.205
8 -	45.956	1:19.445	IN PIT	2:35.914 P	84.51	3.101	17:45:51.119
9 -	OUTLAP	1:21.322	29.843	5:11.041	42.36	2:38.228	17:51:02.160
10 -	49.284	1:27.517	29.576	2:46.377	79.20	13.564	17:53:48.537
11 -	48.471	1:21.259	29.251	2:38.981	82.88	6.168	17:56:27.518
12 -	47.517	1:22.834	30.375	2:40.726	81.98	7.913	17:59:08.244
13 -	47.650	1:21.422	28.441	2:37.513	83.66	4.700	18:01:45.757
14 -	47.517	1:23.246	28.864	2:39.627	82.55	6.814	18:04:25.384

Weather / Track : Overcast / Wet

Silverstone GP
Circuit Length = 3.6604 miles
Start: 17:23 Flag 18:04 End: 18:07

MSVT Super Cup

RACE 15 - SECTOR ANALYSIS



SECTOR 1 = FL to I1, SECTOR 2 = I1 to I2, SECTOR 3 = I2 to FL, DIFF = Difference To Personal Best Lap, P = Crossed Finish Line in Pit Lane, D = Time Disallowed

P7 20 S		Callum NOBLE		BMW M3			
IDEAL LAP TIME : 2:33.923		BEST LAP TIME : 2:33.975		DIFFERENCE : 0.052			
LAP	SECTOR 1	SECTOR 2	SECTOR 3	LAP TIME	MPH	DIFF	TIME OF DAY
1 -			31.720	3:26.703	63.75	52.728	17:27:14.578
2 -	1:00.094	1:41.267	31.313	3:12.674	68.39	38.699	17:30:27.252
3 -	48.996	1:23.498	28.638	2:41.132	81.78	7.157	17:33:08.384
4 -	48.230	1:24.189	28.784	2:41.203	81.74	7.228	17:35:49.587
5 -	47.735	1:22.244	28.147	2:38.126	83.33	4.151	17:38:27.713
6 -	48.165	1:21.509	28.828	2:38.502	83.13	4.527	17:41:06.215
7 -	48.047	1:21.200	IN PIT	2:45.018 P	79.85	11.043	17:43:51.233
8 -	OUTLAP	1:20.551	29.072	5:04.267	43.30	2:30.292	17:48:55.500
9 -	48.906	1:19.028	28.063	2:35.997	84.47	2.022	17:51:31.497
10 -	48.072	1:21.867	27.952	2:37.891	83.46	3.916	17:54:09.388
11 -	47.100	1:19.080	27.795	2:33.975 (1)	85.58		17:56:43.363
12 -	47.629	1:20.124	27.920	2:35.673 (3)	84.65	1.698	17:59:19.036
13 -	47.351	1:19.320	28.136	2:34.807 (2)	85.12	0.832	18:01:53.843
14 -	48.598	1:22.477	28.380	2:39.455	82.64	5.480	18:04:33.298

P8 13 A		S.PARKIN / R.PARKIN		VW Golf TDI			
IDEAL LAP TIME : 2:35.518		BEST LAP TIME : 2:36.094		DIFFERENCE : 0.576			
LAP	SECTOR 1	SECTOR 2	SECTOR 3	LAP TIME	MPH	DIFF	TIME OF DAY
1 -			32.453	3:25.315	64.18	49.221	17:27:13.190
2 -	1:00.103	1:41.840	31.219	3:13.162	68.22	37.068	17:30:26.352
3 -	49.163	1:22.101	28.791	2:40.055	82.33	3.961	17:33:06.407
4 -	49.492	1:22.526	29.223	2:41.241	81.72	5.147	17:35:47.648
5 -	48.777	1:21.281	28.463	2:38.521	83.12	2.427	17:38:26.169
6 -	48.681	1:21.316	IN PIT	2:41.831 P	81.42	5.737	17:41:08.000
7 -	OUTLAP	1:21.191	28.593	5:07.430	42.86	2:31.336	17:46:15.430
8 -	48.784	1:21.644	28.603	2:39.031	82.86	2.937	17:48:54.461
9 -	47.678	1:20.154	28.262	2:36.094 (1)	84.42		17:51:30.555
10 -	47.844	1:21.604	28.459	2:37.907 (3)	83.45	1.813	17:54:08.462
11 -	48.379	1:19.636	28.238	2:36.253 (2)	84.33	0.159	17:56:44.715
12 -	48.909	1:21.373	28.204	2:38.486	83.14	2.392	17:59:23.201
13 -	48.037	1:22.492	28.716	2:39.245	82.75	3.151	18:02:02.446
14 -	47.720	1:23.432	28.989	2:40.141	82.28	4.047	18:04:42.587

P9 63 G		FINLAY / TAIT		Ford Fiesta ST180			
IDEAL LAP TIME : 2:38.963		BEST LAP TIME : 2:39.342		DIFFERENCE : 0.379			
LAP	SECTOR 1	SECTOR 2	SECTOR 3	LAP TIME	MPH	DIFF	TIME OF DAY
1 -			32.364	3:29.768	62.82	50.426	17:27:17.643
2 -	59.585	1:40.483	32.808	3:12.876	68.32	33.534	17:30:30.519
3 -	49.737	1:23.341	29.669	2:42.747	80.97	3.405	17:33:13.266
4 -	49.648	1:25.736	29.493	2:44.877	79.92	5.535	17:35:58.143
5 -	50.417	1:22.605	IN PIT	2:47.140 P	78.84	7.798	17:38:45.283
6 -	OUTLAP	1:22.696	29.608	5:11.306	42.33	2:31.964	17:43:56.589
7 -	49.173	1:22.131	29.033	2:40.337 (2)	82.18	0.995	17:46:36.926
8 -	48.646	1:22.503	29.370	2:40.519	82.09	1.177	17:49:17.445
9 -	48.512	1:22.209	30.351	2:41.072	81.81	1.730	17:51:58.517
10 -	49.149	1:21.673	29.535	2:40.357 (3)	82.17	1.015	17:54:38.874
11 -	49.250	1:22.176	29.175	2:40.601	82.05	1.259	17:57:19.475
12 -	48.268	1:23.301	29.022	2:40.591	82.05	1.249	18:00:00.066
13 -	48.309	1:21.951	29.082	2:39.342 (1)	82.70		18:02:39.408
14 -	48.379	1:22.996	29.405	2:40.780	81.96	1.438	18:05:20.188

Weather / Track : Overcast / Wet

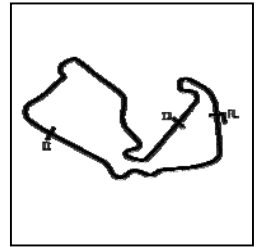
Silverstone GP

Circuit Length = 3.6604 miles

Start: 17:23 Flag 18:04 End: 18:07

MSVT Super Cup

RACE 15 - SECTOR ANALYSIS



SECTOR 1 = FL to I1, SECTOR 2 = I1 to I2, SECTOR 3 = I2 to FL, DIFF = Difference To Personal Best Lap, P = Crossed Finish Line in Pit Lane, D = Time Disallowed

P10 10 A		Martyn CULLEY		Seat Leon Cupra R			
IDEAL LAP TIME : 2:42.673		BEST LAP TIME : 2:43.205		DIFFERENCE : 0.532			
LAP	SECTOR 1	SECTOR 2	SECTOR 3	LAP TIME	MPH	DIFF	TIME OF DAY
1 -			32.621	3:32.736	61.94	49.531	17:27:20.611
2 -	59.998	1:39.056	33.731	3:12.785	68.35	29.580	17:30:33.396
3 -	52.357	1:26.686	30.272	2:49.315	77.83	6.110	17:33:22.711
4 -	51.232	1:25.972	30.029	2:47.233	78.79	4.028	17:36:09.944
5 -	52.034	1:25.979	29.806	2:47.819	78.52	4.614	17:38:57.763
6 -	50.494	1:26.041	IN PIT	2:54.723 P	75.42	11.518	17:41:52.486
7 -	OUTLAP	1:23.734	30.201	5:15.541	41.76	2:32.336	17:47:08.027
8 -	50.661	1:24.261	29.527	2:44.449	80.13	1.244	17:49:52.476
9 -	50.249	1:26.397	29.664	2:46.310	79.23	3.105	17:52:38.786
10 -	50.094	1:24.660	29.679	2:44.433 (3)	80.14	1.228	17:55:23.219
11 -	50.583	1:24.966	29.441	2:44.990	79.87	1.785	17:58:08.209
12 -	52.963	1:24.083	30.069	2:47.115	78.85	3.910	18:00:55.324
13 -	50.302	1:23.738	29.250	2:43.290 (2)	80.70	0.085	18:03:38.614
14 -	49.689	1:23.902	29.614	2:43.205 (1)	80.74		18:06:21.819

P11 183 A		Gary BURSTOW		BMW M3			
IDEAL LAP TIME : 2:42.330		BEST LAP TIME : 2:42.835		DIFFERENCE : 0.505			
LAP	SECTOR 1	SECTOR 2	SECTOR 3	LAP TIME	MPH	DIFF	TIME OF DAY
1 -			33.261	3:31.734	62.23	48.899	17:27:19.609
2 -	58.255	1:40.434	34.941	3:13.630	68.05	30.795	17:30:33.239
3 -	54.213	1:29.360	31.474	2:55.047	75.28	12.212	17:33:28.286
4 -	52.910	1:27.880	30.535	2:51.325	76.91	8.490	17:36:19.611
5 -	51.961	1:26.946	30.146	2:49.053	77.95	6.218	17:39:08.664
6 -	51.195	1:25.788	IN PIT	2:49.719 P	77.64	6.884	17:41:58.383
7 -	OUTLAP	1:24.900	29.358	5:25.486	40.48	2:42.651	17:47:23.869
8 -	50.701	1:24.554	29.969	2:45.224	79.75	2.389	17:50:09.093
9 -	49.836	1:23.459	29.540	2:42.835 (1)	80.92		17:52:51.928
10 -	50.479	1:25.262	29.035	2:44.776	79.97	1.941	17:55:36.704
11 -	50.138	1:24.625	29.965	2:44.728 (3)	79.99	1.893	17:58:21.432
12 -	50.918	1:24.552	29.608	2:45.078	79.82	2.243	18:01:06.510
13 -	50.369	1:25.849	29.245	2:45.463	79.64	2.628	18:03:51.973
14 -	50.205	1:23.797	29.119	2:43.121 (2)	80.78	0.286	18:06:35.094

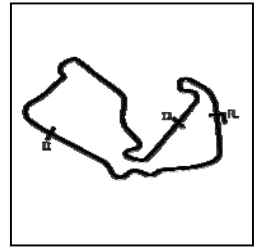
P12 8 TB		John COOPER		Ford Fiesta			
IDEAL LAP TIME : 2:45.726		BEST LAP TIME : 2:46.257		DIFFERENCE : 0.531			
LAP	SECTOR 1	SECTOR 2	SECTOR 3	LAP TIME	MPH	DIFF	TIME OF DAY
1 -		1:40.650	35.112	4:08.102	53.11	1:21.845	17:27:55.977
2 -	1:00.328	1:40.237	33.947	3:14.512	67.74	28.255	17:31:10.489
3 -	53.458	1:29.899	31.100	2:54.457	75.53	8.200	17:34:04.946
4 -	51.823	1:28.161	30.509	2:50.493	77.29	4.236	17:36:55.439
5 -	51.199	1:27.170	30.489	2:48.858	78.04	2.601	17:39:44.297
6 -	52.047	1:27.189	IN PIT	2:52.234 P	76.51	5.977	17:42:36.531
7 -	OUTLAP	1:26.115	30.346	4:34.824	47.94	1:48.567	17:47:11.355
8 -	51.243	1:26.007	30.168	2:47.418	78.71	1.161	17:49:58.773
9 -	50.716	1:25.575	30.319	2:46.610 (2)	79.09	0.353	17:52:45.383
10 -	51.601	1:25.439	30.522	2:47.562	78.64	1.305	17:55:32.945
11 -	52.050	1:25.746	30.980	2:48.776	78.07	2.519	17:58:21.721
12 -	51.144	1:26.768	29.702	2:47.614	78.61	1.357	18:01:09.335
13 -	50.972	1:25.363	29.922	2:46.257 (1)	79.26		18:03:55.592
14 -	50.661	1:25.829	30.617	2:47.107 (3)	78.85	0.850	18:06:42.699

Weather / Track : Overcast / Wet

Silverstone GP
Circuit Length = 3.6604 miles
Start: 17:23 Flag 18:04 End: 18:07

MSVT Super Cup

RACE 15 - SECTOR ANALYSIS



SECTOR 1 = FL to I1, SECTOR 2 = I1 to I2, SECTOR 3 = I2 to FL, DIFF = Difference To Personal Best Lap, P = Crossed Finish Line in Pit Lane, D = Time Disallowed

P13 166 G		Richard CLARKE		Mini JCW			
IDEAL LAP TIME : 2:45.252		BEST LAP TIME : 2:47.209		DIFFERENCE : 1.957			
LAP	SECTOR 1	SECTOR 2	SECTOR 3	LAP TIME	MPH	DIFF	TIME OF DAY
1 -			32.430	3:28.820	63.10	41.611	17:27:16.695
2 -	59.699	1:40.451	33.119	3:13.269	68.18	26.060	17:30:29.964
3 -	52.009	1:26.348	30.666	2:49.023	77.96	1.814	17:33:18.987
4 -	50.920	1:27.050	30.135	2:48.105	78.39	0.896	17:36:07.092
5 -	50.287	1:27.048	30.659	2:47.994	78.44	0.785	17:38:55.086
6 -	50.880	1:27.500	IN PIT	2:57.200	P 74.36	9.991	17:41:52.286
7 -	OUTLAP	1:25.290	30.641	5:15.269	41.79	2:28.060	17:47:07.555
8 -	52.009	1:26.674	29.929	2:48.612	78.15	1.403	17:49:56.167
9 -	50.598	1:26.253	30.998	2:47.849	(3) 78.50	0.640	17:52:44.016
10 -	50.996	1:26.679	30.293	2:47.968	78.45	0.759	17:55:31.984
11 -	51.975	1:26.800	29.675	2:48.450	78.22	1.241	17:58:20.434
12 -	51.236	1:28.267	30.137	2:49.640	77.68	2.431	18:01:10.074
13 -	50.818	1:25.950	30.441	2:47.209	(1) 78.81		18:03:57.283
14 -	50.490	1:27.036	29.828	2:47.354	(2) 78.74	0.145	18:06:44.637

P14 24 B		Michael SMITH		Seat Ibiza			
IDEAL LAP TIME : 2:41.186		BEST LAP TIME : 2:42.067		DIFFERENCE : 0.881			
LAP	SECTOR 1	SECTOR 2	SECTOR 3	LAP TIME	MPH	DIFF	TIME OF DAY
1 -			35.041	3:55.836	55.87	1:13.769	17:27:43.711
2 -	59.845	1:40.675	35.117	3:15.637	67.35	33.570	17:30:59.348
3 -	55.321	1:25.986	30.418	2:51.725	76.73	9.658	17:33:51.073
4 -	49.784	1:25.834	30.051	2:45.669	79.54	3.602	17:36:36.742
5 -	49.320	1:25.761	30.308	2:45.389	79.67	3.322	17:39:22.131
6 -	49.512	1:24.625	29.809	2:43.946	80.37	1.879	17:42:06.077
7 -	50.186	1:24.324	IN PIT	2:50.381	P 77.34	8.314	17:44:56.458
8 -	OUTLAP	1:23.400	29.653	5:19.796	41.20	2:37.729	17:50:16.254
9 -	50.416	1:24.033	29.062	2:43.511	(3) 80.59	1.444	17:52:59.765
10 -	48.724	1:23.816	29.527	2:42.067	(1) 81.31		17:55:41.832
11 -	49.255	1:23.600	29.356	2:42.211	(2) 81.23	0.144	17:58:24.043
12 -	50.068	1:30.543	30.795	2:51.406	76.88	9.339	18:01:15.449
13 -	49.920	1:28.096	30.067	2:48.083	78.40	6.016	18:04:03.532
14 -	50.802	1:27.754	32.002	2:50.558	77.26	8.491	18:06:54.090

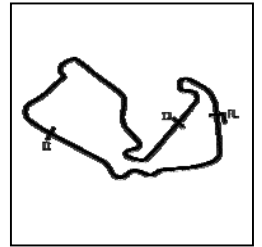
P15 35 C		Matthew ANTISS		Honda S2000			
IDEAL LAP TIME : 2:45.927		BEST LAP TIME : 2:46.193		DIFFERENCE : 0.266			
LAP	SECTOR 1	SECTOR 2	SECTOR 3	LAP TIME	MPH	DIFF	TIME OF DAY
1 -			33.317	3:35.438	61.16	49.245	17:27:23.313
2 -	59.602	1:38.651	33.899	3:12.152	68.58	25.959	17:30:35.465
3 -	54.914	1:29.381	31.158	2:55.453	75.10	9.260	17:33:30.918
4 -	51.818	1:26.901	30.706	2:49.425	77.77	3.232	17:36:20.343
5 -	51.701	1:27.160	30.579	2:49.440	77.77	3.247	17:39:09.783
6 -	50.927	1:25.995	IN PIT	2:51.562	P 76.81	5.369	17:42:01.345
7 -	OUTLAP	1:26.553	31.481	5:20.321	41.13	2:34.128	17:47:21.666
8 -	51.635	1:25.632	31.227	2:48.494	78.20	2.301	17:50:10.160
9 -	50.960	1:25.863	30.627	2:47.450	(3) 78.69	1.257	17:52:57.610
10 -	50.613	1:26.246	30.179	2:47.038	(2) 78.89	0.845	17:55:44.648
11 -	54.729	1:27.186	30.314	2:52.229	76.51	6.036	17:58:36.877
12 -	50.634	1:25.135	30.424	2:46.193	(1) 79.29		18:01:23.070
13 -	52.201	1:28.561	30.593	2:51.355	76.90	5.162	18:04:14.425

Weather / Track : Overcast / Wet

Silverstone GP
Circuit Length = 3.6604 miles
Start: 17:23 Flag 18:04 End: 18:07

MSVT Super Cup

RACE 15 - SECTOR ANALYSIS



SECTOR 1 = FL to I1, SECTOR 2 = I1 to I2, SECTOR 3 = I2 to FL, DIFF = Difference To Personal Best Lap, P = Crossed Finish Line in Pit Lane, D = Time Disallowed

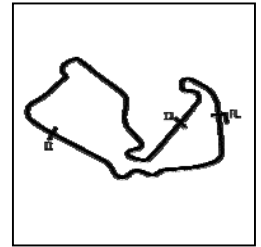
P16 18 B		DENDY / KAYLOR		Seat SuperCopa			
IDEAL LAP TIME : 2:42.603		BEST LAP TIME : 2:43.064		DIFFERENCE : 0.461			
LAP	SECTOR 1	SECTOR 2	SECTOR 3	LAP TIME	MPH	DIFF	TIME OF DAY
1 -			34.956	3:53.333	56.47	1:10.269	17:27:41.208
2 -	59.911	1:41.065	36.030	3:17.006	66.89	33.942	17:30:58.214
3 -	54.497	1:25.817	30.331	2:50.645	77.22	7.581	17:33:48.859
4 -	51.615	1:26.810	30.072	2:48.497	78.20	5.433	17:36:37.356
5 -	52.189	1:28.118	29.742	2:50.049	77.49	6.985	17:39:27.405
6 -	51.138	1:24.465	29.445	2:45.048	79.84	1.984	17:42:12.453
7 -	51.306	1:23.633	29.523	2:44.462 (3)	80.12	1.398	17:44:56.915
8 -	49.955	1:24.036	29.361	2:43.352 (2)	80.67	0.288	17:47:40.267
9 -	49.701	1:23.855	29.508	2:43.064 (1)	80.81		17:50:23.331
10 -	49.609	1:23.943	IN PIT	2:46.824 P	78.99	3.760	17:53:10.155
11 -	OUTLAP	1:37.029	32.665	5:39.585	38.80	2:56.521	17:58:49.740
12 -	57.040	1:31.239	31.118	2:59.397	73.45	16.333	18:01:49.137
13 -	53.190	1:32.096	32.186	2:57.472	74.25	14.408	18:04:46.609

P17 42 TC		David MENNIE		BMW E36 328i			
IDEAL LAP TIME : 2:46.726		BEST LAP TIME : 2:47.181		DIFFERENCE : 0.455			
LAP	SECTOR 1	SECTOR 2	SECTOR 3	LAP TIME	MPH	DIFF	TIME OF DAY
1 -			36.765	4:05.111	53.76	1:17.930	17:27:52.986
2 -	59.394	1:40.353	34.397	3:14.144	67.87	26.963	17:31:07.130
3 -	57.151	1:31.800	31.454	3:00.405	73.04	13.224	17:34:07.535
4 -	54.056	1:28.973	31.003	2:54.032	75.72	6.851	17:37:01.567
5 -	51.926	1:26.309	30.714	2:48.949	77.99	1.768	17:39:50.516
6 -	51.688	1:26.949	30.718	2:49.355	77.81	2.174	17:42:39.871
7 -	51.611	1:26.717	30.500	2:48.828	78.05	1.647	17:45:28.699
8 -	51.173	1:26.223	IN PIT	2:52.398 P	76.43	5.217	17:48:21.097
9 -	OUTLAP	1:26.533	30.662	5:19.966	41.18	2:32.785	17:53:41.063
10 -	51.141	1:26.848	30.627	2:48.616	78.15	1.435	17:56:29.679
11 -	50.486	1:26.361	30.334	2:47.181 (1)	78.82		17:59:16.860
12 -	51.076	1:26.716	30.776	2:48.568 (3)	78.17	1.387	18:02:05.428
13 -	50.754	1:25.906	30.802	2:47.462 (2)	78.69	0.281	18:04:52.890

P18 78 A		D.BRADLEY / R.BRADLEY		BMW M3			
IDEAL LAP TIME : 2:44.313		BEST LAP TIME : 2:45.292		DIFFERENCE : 0.979			
LAP	SECTOR 1	SECTOR 2	SECTOR 3	LAP TIME	MPH	DIFF	TIME OF DAY
1 -			36.368	4:00.586	54.77	1:15.294	17:27:48.461
2 -	59.429	1:39.612	34.646	3:13.687	68.03	28.395	17:31:02.148
3 -	56.563	1:31.150	31.121	2:58.834	73.68	13.542	17:34:00.982
4 -	51.149	1:27.531	29.982	2:48.662	78.13	3.370	17:36:49.644
5 -	51.961	1:26.527	30.266	2:48.754	78.08	3.462	17:39:38.398
6 -	51.573	1:27.705	30.551	2:49.829	77.59	4.537	17:42:28.227
7 -	51.376	1:26.813	30.968	2:49.157	77.90	3.865	17:45:17.384
8 -	51.129	1:27.111	IN PIT	2:55.430 P	75.11	10.138	17:48:12.814
9 -	OUTLAP	1:30.565	31.404	5:38.101	38.97	2:52.809	17:53:50.915
10 -	50.101	1:27.095	30.015	2:47.211	78.80	1.919	17:56:38.126
11 -	50.653	1:27.057	29.333	2:47.043 (3)	78.88	1.751	17:59:25.169
12 -	50.169	1:25.787	29.594	2:45.550 (2)	79.60	0.258	18:02:10.719
13 -	50.002	1:24.978	30.312	2:45.292 (1)	79.72		18:04:56.011

MSVT Super Cup

RACE 15 - SECTOR ANALYSIS



SECTOR 1 = FL to I1, SECTOR 2 = I1 to I2, SECTOR 3 = I2 to FL, DIFF = Difference To Personal Best Lap, P = Crossed Finish Line in Pit Lane, D = Time Disallowed

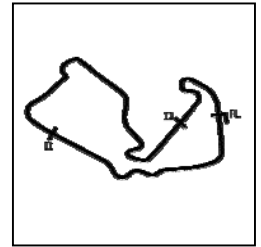
P19 112 TC		JOHANSSON / THOMPSON		Renault Clio			
IDEAL LAP TIME : 2:49.084		BEST LAP TIME : 2:49.572		DIFFERENCE : 0.488			
LAP	SECTOR 1	SECTOR 2	SECTOR 3	LAP TIME	MPH	DIFF	TIME OF DAY
1 -			35.007	3:53.906	56.33	1:04.334	17:27:41.781
2 -	59.961	1:41.054	35.866	3:16.881	66.93	27.309	17:30:58.662
3 -	54.321	1:27.369	31.178	2:52.868	76.23	3.296	17:33:51.530
4 -	51.720	1:26.999	31.016	2:49.735 (2)	77.63	0.163	17:36:41.265
5 -	51.802	1:27.777	30.971	2:50.550	77.26	0.978	17:39:31.815
6 -	51.501	1:27.246	30.825	2:49.572 (1)	77.71		17:42:21.387
7 -	52.250	1:28.555	31.056	2:51.861	76.67	2.289	17:45:13.248
8 -	51.648	1:26.758	IN PIT	2:50.837 P	77.13	1.265	17:48:04.085
9 -	OUTLAP	1:28.447	31.662	5:22.495	40.86	2:32.923	17:53:26.580
10 -	52.542	1:29.066	32.032	2:53.640	75.89	4.068	17:56:20.220
11 -	53.588	1:30.039	31.215	2:54.842	75.36	5.270	17:59:15.062
12 -	51.701	1:28.392	31.852	2:51.945	76.63	2.373	18:02:07.007
13 -	51.713	1:26.794	31.249	2:49.756 (3)	77.62	0.184	18:04:56.763

P20 69 TB		HARDING / SLATER		Honda Civic Type R			
IDEAL LAP TIME :		BEST LAP TIME : 2:47.686		DIFFERENCE :			
LAP	SECTOR 1	SECTOR 2	SECTOR 3	LAP TIME	MPH	DIFF	TIME OF DAY
1 -				3:59.994	54.90	1:12.308	17:27:47.869
2 -				3:13.731	68.02	26.045	17:31:01.600
3 -				2:59.376	73.46	11.690	17:34:00.976
4 -				2:56.514	74.65	8.828	17:36:57.490
5 -				2:54.028	75.72	6.342	17:39:51.518
6 -	52.489	1:28.690	IN PIT	2:57.594 P	74.20	9.908	17:42:49.112
7 -				5:23.615	40.72	2:35.929	17:48:12.727
8 -				2:49.700	77.65	2.014	17:51:02.427
9 -				2:50.086	77.47	2.400	17:53:52.513
10 -				2:48.657 (3)	78.13	0.971	17:56:41.170
11 -				2:47.686 (1)	78.58		17:59:28.856
12 -				2:49.319	77.82	1.633	18:02:18.175
13 -				2:48.449 (2)	78.23	0.763	18:05:06.624

P21 170 TB		Matt NOSSITER		BMW E36			
IDEAL LAP TIME : 2:47.414		BEST LAP TIME : 2:47.536		DIFFERENCE : 0.122			
LAP	SECTOR 1	SECTOR 2	SECTOR 3	LAP TIME	MPH	DIFF	TIME OF DAY
1 -			35.687	3:52.410	56.70	1:04.874	17:27:40.285
2 -	59.885	1:41.416	35.776	3:17.077	66.86	29.541	17:30:57.362
3 -	57.149	1:31.904	32.076	3:01.129	72.75	13.593	17:33:58.491
4 -	53.009	1:30.194	31.641	2:54.844	75.36	7.308	17:36:53.335
5 -	52.917	1:30.366	31.808	2:55.091	75.26	7.555	17:39:48.426
6 -	52.401	1:29.300	IN PIT	2:56.479 P	74.67	8.943	17:42:44.905
7 -	OUTLAP	1:27.972	31.239	5:26.466	40.36	2:38.930	17:48:11.371
8 -	51.545	1:27.519	30.855	2:49.919	77.55	2.383	17:51:01.290
9 -	52.897	1:27.613	31.197	2:51.707	76.74	4.171	17:53:52.997
10 -	51.688	1:27.572	30.948	2:50.208	77.42	2.672	17:56:43.205
11 -	51.566	1:25.852	30.767	2:48.185 (2)	78.35	0.649	17:59:31.390
12 -	51.281	1:27.016	30.631	2:48.928 (3)	78.00	1.392	18:02:20.318
13 -	50.996	1:25.974	30.566	2:47.536 (1)	78.65		18:05:07.854

MSVT Super Cup

RACE 15 - SECTOR ANALYSIS



SECTOR 1 = FL to I1, SECTOR 2 = I1 to I2, SECTOR 3 = I2 to FL, DIFF = Difference To Personal Best Lap, P = Crossed Finish Line in Pit Lane, D = Time Disallowed

P22 88 TC		RI.LUNDY / RO.LUNDY		Toyota Celica			
IDEAL LAP TIME : 2:48.665		BEST LAP TIME : 2:49.494		DIFFERENCE : 0.829			
LAP	SECTOR 1	SECTOR 2	SECTOR 3	LAP TIME	MPH	DIFF	TIME OF DAY
1 -		1:40.902	35.374	4:07.064	53.33	1:17.570	17:27:54.939
2 -	59.694	1:40.813	34.500	3:15.007	67.57	25.513	17:31:09.946
3 -	53.523	1:28.994	31.558	2:54.075	75.70	4.581	17:34:04.021
4 -	51.906	1:28.761	31.304	2:51.971	76.62	2.477	17:36:55.992
5 -	51.425	1:28.672	30.904	2:51.001 (3)	77.06	1.507	17:39:46.993
6 -	52.598	1:27.640	30.766	2:51.004	77.06	1.510	17:42:37.997
7 -	51.868	1:27.027	30.599	2:49.494 (1)	77.74		17:45:27.491
8 -	51.138	1:26.928	IN PIT	2:51.497 P	76.83	2.003	17:48:18.988
9 -	OUTLAP	1:27.895	30.733	5:28.145	40.15	2:38.651	17:53:47.133
10 -	52.079	1:28.073	30.654	2:50.806 (2)	77.15	1.312	17:56:37.939
11 -	52.351	1:27.757	30.957	2:51.065	77.03	1.571	17:59:29.004
12 -	52.102	1:29.277	31.067	2:52.446	76.41	2.952	18:02:21.450
13 -	51.489	1:31.335	31.747	2:54.571	75.48	5.077	18:05:16.021

P23 11 A		Barrie CULLEY		Seat Leon Cupra			
IDEAL LAP TIME : 2:42.386		BEST LAP TIME : 2:43.464		DIFFERENCE : 1.078			
LAP	SECTOR 1	SECTOR 2	SECTOR 3	LAP TIME	MPH	DIFF	TIME OF DAY
1 -			36.023	4:02.115	54.42	1:18.651	17:27:49.990
2 -	59.558	1:38.988	35.590	3:14.136	67.87	30.672	17:31:04.126
3 -	55.541	1:33.387	31.650	3:00.578	72.97	17.114	17:34:04.704
4 -	55.413	1:28.813	30.390	2:54.616	75.46	11.152	17:36:59.320
5 -	50.761	1:27.354	30.632	2:48.747	78.09	5.283	17:39:48.067
6 -	52.166	1:27.051	30.596	2:49.813	77.60	6.349	17:42:37.880
7 -	51.563	1:24.652	30.402	2:46.617	79.09	3.153	17:45:24.497
8 -	50.300	1:26.974	IN PIT	2:52.812 P	76.25	9.348	17:48:17.309
9 -	OUTLAP	1:26.716	30.305	6:01.994	36.40	3:18.530	17:54:19.303
10 -	50.490	1:25.106	29.778	2:45.374	79.68	1.910	17:57:04.677
11 -	50.227	1:25.461	29.466	2:45.154 (3)	79.79	1.690	17:59:49.831
12 -	49.422	1:24.905	29.318	2:43.645 (2)	80.52	0.181	18:02:33.476
13 -	49.705	1:23.646	30.113	2:43.464 (1)	80.61		18:05:16.940

P24 26 TC		Cameron MCLEAN		Renault Clio 182			
IDEAL LAP TIME : 2:51.018		BEST LAP TIME : 2:52.170		DIFFERENCE : 1.152			
LAP	SECTOR 1	SECTOR 2	SECTOR 3	LAP TIME	MPH	DIFF	TIME OF DAY
1 -			35.168	3:55.354	55.99	1:03.184	17:27:43.229
2 -	59.367	1:41.222	35.235	3:15.824	67.29	23.654	17:30:59.053
3 -	54.548	1:29.378	31.672	2:55.598	75.04	3.428	17:33:54.651
4 -	52.244	1:30.192	31.645	2:54.081	75.69	1.911	17:36:48.732
5 -	52.440	1:29.207	31.317	2:52.964	76.18	0.794	17:39:41.696
6 -	52.386	1:28.315	31.469	2:52.170 (1)	76.53		17:42:33.866
7 -	51.721	1:28.232	IN PIT	2:59.224 P	73.52	7.054	17:45:33.090
8 -	OUTLAP	1:29.272	31.772	5:22.033	40.92	2:29.863	17:50:55.123
9 -	52.860	1:30.298	31.356	2:54.514	75.51	2.344	17:53:49.637
10 -	51.771	1:27.980	33.255	2:53.006	76.16	0.836	17:56:42.643
11 -	52.241	1:28.579	31.998	2:52.818 (2)	76.25	0.648	17:59:35.461
12 -	52.234	1:28.812	31.890	2:52.936 (3)	76.20	0.766	18:02:28.397
13 -	52.175	1:28.959	31.888	2:53.022	76.16	0.852	18:05:21.419

Weather / Track : Overcast / Wet

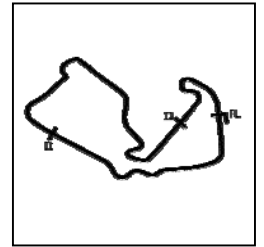
Silverstone GP

Circuit Length = 3.6604 miles

Start: 17:23 Flag 18:04 End: 18:07

MSVT Super Cup

RACE 15 - SECTOR ANALYSIS



SECTOR 1 = FL to I1, SECTOR 2 = I1 to I2, SECTOR 3 = I2 to FL, DIFF = Difference To Personal Best Lap, P = Crossed Finish Line in Pit Lane, D = Time Disallowed

P25 32 TC		MAYHEW / WILTSHIRE		Renault Clio Cup Racer			
IDEAL LAP TIME : 2:48.112		BEST LAP TIME : 2:50.990		DIFFERENCE : 2.878			
LAP	SECTOR 1	SECTOR 2	SECTOR 3	LAP TIME	MPH	DIFF	TIME OF DAY
1 -			34.929	3:56.281	55.77	1:05.291	17:27:44.156
2 -	59.939	1:40.753	34.764	3:15.456	67.42	24.466	17:30:59.612
3 -	55.550	1:30.745	31.209	2:57.504	74.23	6.514	17:33:57.116
4 -	52.927	1:27.929	31.259	2:52.115	76.56	1.125	17:36:49.231
5 -	53.870	1:27.708	31.277	2:52.855	76.23	1.865	17:39:42.086
6 -	52.682	1:27.981	31.331	2:51.994 (3)	76.61	1.004	17:42:34.080
7 -	52.079	1:28.104	30.807	2:50.990 (1)	77.06		17:45:25.070
8 -	51.279	1:26.030	IN PIT	2:52.851 P	76.23	1.861	17:48:17.921
9 -	OUTLAP	1:32.817	31.123	5:34.341	39.41	2:43.351	17:53:52.262
10 -	52.346	1:29.711	31.229	2:53.286	76.04	2.296	17:56:45.548
11 -	52.936	1:28.884	30.827	2:52.647	76.32	1.657	17:59:38.195
12 -	52.775	1:28.194	30.966	2:51.935 (2)	76.64	0.945	18:02:30.130
13 -	52.399	1:28.964	30.803	2:52.166	76.54	1.176	18:05:22.296

P26 12 TC		Stewart DONOVAN		Toyota Celica			
IDEAL LAP TIME : 2:50.710		BEST LAP TIME : 2:51.855		DIFFERENCE : 1.145			
LAP	SECTOR 1	SECTOR 2	SECTOR 3	LAP TIME	MPH	DIFF	TIME OF DAY
1 -		1:41.050	34.726	4:11.480	52.40	1:19.625	17:27:59.355
2 -	1:00.737	1:39.810	35.479	3:16.026	67.22	24.171	17:31:15.381
3 -	55.445	1:30.892	31.535	2:57.872	74.08	6.017	17:34:13.253
4 -	54.224	1:31.871	32.999	2:59.094	73.58	7.239	17:37:12.347
5 -	53.185	1:31.583	32.003	2:56.771	74.54	4.916	17:40:09.118
6 -	52.957	1:29.049	31.318	2:53.324	76.02	1.469	17:43:02.442
7 -	52.554	1:30.130	IN PIT	2:59.254 P	73.51	7.399	17:46:01.696
8 -	OUTLAP	1:27.657	31.549	5:22.377	40.87	2:30.522	17:51:24.073
9 -	52.972	1:30.394	31.454	2:54.820	75.37	2.965	17:54:18.893
10 -	52.843	1:28.515	31.092	2:52.450 (3)	76.41	0.595	17:57:11.343
11 -	52.411	1:29.662	31.333	2:53.406	75.99	1.551	18:00:04.749
12 -	52.373	1:28.119	31.363	2:51.855 (1)	76.67		18:02:56.604
13 -	51.961	1:28.878	31.233	2:52.072 (2)	76.58	0.217	18:05:48.676

P27 68 TB		G.WRIGHT / J.WRIGHT		Porsche 944			
IDEAL LAP TIME : 2:46.968		BEST LAP TIME : 2:46.968		DIFFERENCE : 0.000			
LAP	SECTOR 1	SECTOR 2	SECTOR 3	LAP TIME	MPH	DIFF	TIME OF DAY
1 -			35.628	3:58.703	55.20	1:11.735	17:27:46.578
2 -	59.927	1:39.618	34.801	3:14.346	67.80	27.378	17:31:00.924
3 -	56.880	1:36.425	32.440	3:05.745	70.94	18.777	17:34:06.669
4 -	55.816	1:34.786	IN PIT	3:10.547 P	69.15	23.579	17:37:17.216
5 -	OUTLAP	1:33.015	32.971	5:56.828	36.93	3:09.860	17:43:14.044
6 -	52.689	1:27.949	35.252	2:55.890	74.92	8.922	17:46:09.934
7 -	51.600	1:32.761	31.429	2:55.790	74.96	8.822	17:49:05.724
8 -	50.608	1:29.513	31.242	2:51.363	76.89	4.395	17:51:57.087
9 -	51.393	1:27.305	31.031	2:49.729	77.64	2.761	17:54:46.816
10 -	50.524	1:26.542	30.981	2:48.047 (2)	78.41	1.079	17:57:34.863
11 -	50.950	1:26.984	30.931	2:48.865	78.03	1.897	18:00:23.728
12 -	50.551	1:26.576	31.115	2:48.242 (3)	78.32	1.274	18:03:11.970
13 -	50.127	1:25.985	30.856	2:46.968 (1)	78.92		18:05:58.938

Weather / Track : Overcast / Wet

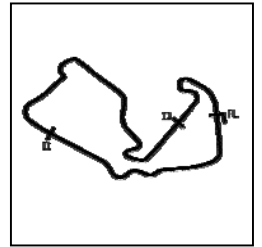
Silverstone GP

Circuit Length = 3.6604 miles

Start: 17:23 Flag 18:04 End: 18:07

MSVT Super Cup

RACE 15 - SECTOR ANALYSIS



SECTOR 1 = FL to I1, SECTOR 2 = I1 to I2, SECTOR 3 = I2 to FL, DIFF = Difference To Personal Best Lap, P = Crossed Finish Line in Pit Lane, D = Time Disallowed

P28 75 TC		SECKEL / SCRIVENS		Honda Integra Type R			
IDEAL LAP TIME : 2:51.875		BEST LAP TIME : 2:52.065		DIFFERENCE : 0.190			
LAP	SECTOR 1	SECTOR 2	SECTOR 3	LAP TIME	MPH	DIFF	TIME OF DAY
1 -		1:41.112	34.023	4:09.120	52.89	1:17.055	17:27:56.995
2 -	1:01.845	1:39.400	32.769	3:14.014	67.92	21.949	17:31:11.009
3 -	53.522	1:30.993	31.487	2:56.002	74.87	3.937	17:34:07.011
4 -	54.158	1:28.786	31.426	2:54.370	75.57	2.305	17:37:01.381
5 -	52.399	1:28.412	31.254	2:52.065 (1)	76.58		17:39:53.446
6 -	52.278	1:29.073	31.454	2:52.805 (2)	76.25	0.740	17:42:46.251
7 -	52.751	1:28.343	IN PIT	2:56.427 P	74.69	4.362	17:45:42.678
8 -	OUTLAP	1:32.499	32.396	5:39.838	38.77	2:47.773	17:51:22.516
9 -	54.037	1:30.626	32.538	2:57.201	74.36	5.136	17:54:19.717
10 -	53.388	1:29.693	31.903	2:54.984	75.30	2.919	17:57:14.701
11 -	52.665	1:28.986	31.775	2:53.426 (3)	75.98	1.361	18:00:08.127
12 -	52.662	1:30.623	32.327	2:55.612	75.03	3.547	18:03:03.739
13 -	52.770	1:30.148	32.328	2:55.246	75.19	3.181	18:05:58.985

P29 182 TC		Oliver OWEN		Renault Clio Sport 182			
IDEAL LAP TIME : 2:53.084		BEST LAP TIME : 2:53.991		DIFFERENCE : 0.907			
LAP	SECTOR 1	SECTOR 2	SECTOR 3	LAP TIME	MPH	DIFF	TIME OF DAY
1 -		1:34.757	33.317	4:27.979	49.17	1:33.988	17:28:15.854
2 -	58.060	1:35.379	33.503	3:06.942	70.49	12.951	17:31:22.796
3 -	55.458	1:31.903	33.213	3:00.574	72.97	6.583	17:34:23.370
4 -	54.096	1:31.250	32.557	2:57.903	74.07	3.912	17:37:21.273
5 -	53.972	1:30.353	32.442	2:56.767	74.54	2.776	17:40:18.040
6 -	53.516	1:29.925	33.105	2:56.546	74.64	2.555	17:43:14.586
7 -	53.541	1:28.818	34.534	2:56.893	74.49	2.902	17:46:11.479
8 -	55.503	1:28.796	33.136	2:57.435	74.26	3.444	17:49:08.914
9 -	52.764	1:29.545	IN PIT	3:01.201 P	72.72	7.210	17:52:10.115
10 -	OUTLAP	1:28.794	31.678	5:29.258	40.02	2:35.267	17:57:39.373
11 -	53.492	1:29.255	31.803	2:54.550 (3)	75.49	0.559	18:00:33.923
12 -	53.170	1:29.367	31.799	2:54.336 (2)	75.58	0.345	18:03:28.259
13 -	53.607	1:28.642	31.742	2:53.991 (1)	75.73		18:06:22.250

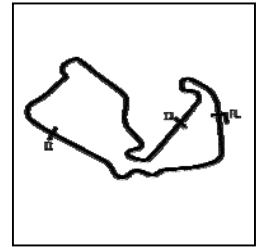
P30 144 TC		Sarah HOBSON		Toyota Celica			
IDEAL LAP TIME : 2:54.399		BEST LAP TIME : 2:55.273		DIFFERENCE : 0.874			
LAP	SECTOR 1	SECTOR 2	SECTOR 3	LAP TIME	MPH	DIFF	TIME OF DAY
1 -		1:42.561	34.740	4:16.678	51.33	1:21.405	17:28:04.553
2 -	59.988	1:39.556	34.670	3:14.214	67.85	18.941	17:31:18.767
3 -	58.561	1:35.267	32.641	3:06.469	70.67	11.196	17:34:25.236
4 -	55.319	1:32.979	32.336	3:00.634	72.95	5.361	17:37:25.870
5 -	55.189	1:35.017	33.125	3:03.331	71.87	8.058	17:40:29.201
6 -	54.887	1:30.812	31.934	2:57.633	74.18	2.360	17:43:26.834
7 -	53.932	1:32.683	IN PIT	3:02.793 P	72.09	7.520	17:46:29.627
8 -	OUTLAP	1:32.915	33.530	5:32.078	39.68	2:36.805	17:52:01.705
9 -	56.079	1:31.064	31.415	2:58.558	73.80	3.285	17:55:00.263
10 -	52.480	1:31.164	31.629	2:55.273 (1)	75.18		17:57:55.536
11 -	53.556	1:33.117	32.913	2:59.586	73.37	4.313	18:00:55.122
12 -	53.457	1:31.345	31.576	2:56.378 (3)	74.71	1.105	18:03:51.500
13 -	53.066	1:30.504	31.733	2:55.303 (2)	75.17	0.030	18:06:46.803

Weather / Track : Overcast / Wet

Silverstone GP
 Circuit Length = 3.6604 miles
 Start: 17:23 Flag 18:04 End: 18:07

MSVT Super Cup

RACE 15 - SECTOR ANALYSIS



SECTOR 1 = FL to I1, SECTOR 2 = I1 to I2, SECTOR 3 = I2 to FL, DIFF = Difference To Personal Best Lap, P = Crossed Finish Line in Pit Lane, D = Time Disallowed

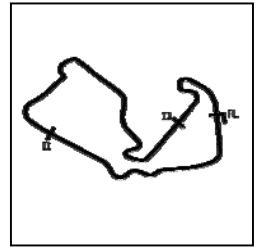
P31 39 TD Ben CATER		Toyota MR2					
IDEAL LAP TIME : 2:52.260		BEST LAP TIME : 2:52.497		DIFFERENCE : 0.237			
LAP	SECTOR 1	SECTOR 2	SECTOR 3	LAP TIME	MPH	DIFF	TIME OF DAY
1 -		1:44.529	36.785	5:00.593	43.83	2:08.096	17:28:48.468
2 -	1:01.867	1:38.950	35.218	3:16.035	67.22	23.538	17:32:04.503
3 -	55.930	1:30.179	31.541	2:57.650	74.17	5.153	17:35:02.153
4 -	54.131	1:29.152	31.602	2:54.885	75.35	2.388	17:37:57.038
5 -	53.890	1:29.451	31.639	2:54.980	75.31	2.483	17:40:52.018
6 -	52.825	1:29.801	31.709	2:54.335 (2)	75.58	1.838	17:43:46.353
7 -	52.921	1:28.305	IN PIT	2:57.071 P	74.42	4.574	17:46:43.424
8 -	OUTLAP	1:28.723	33.661	5:26.477	40.36	2:33.980	17:52:09.901
9 -	57.621	1:28.352	31.464	2:57.437	74.26	4.940	17:55:07.338
10 -	52.780	1:28.542	31.175	2:52.497 (1)	76.39		17:57:59.835
11 -	1:01.695	1:29.541	31.577	3:02.813	72.08	10.316	18:01:02.648
12 -	53.754	1:28.790	31.883	2:54.427 (3)	75.54	1.930	18:03:57.075
13 -	53.159	1:30.971	31.396	2:55.526	75.07	3.029	18:06:52.601

P32 98 TC PALK / POTTINGER		Renault Clio					
IDEAL LAP TIME :		BEST LAP TIME : 2:57.675		DIFFERENCE :			
LAP	SECTOR 1	SECTOR 2	SECTOR 3	LAP TIME	MPH	DIFF	TIME OF DAY
1 -				4:03.325	54.15	1:05.650	17:27:51.200
2 -				3:14.539	67.73	16.864	17:31:05.739
3 -				3:05.130	71.18	7.455	17:34:10.869
4 -				3:01.848	72.46	4.173	17:37:12.717
5 -				2:58.389 (3)	73.87	0.714	17:40:11.106
6 -			IN PIT	3:07.444 P	70.30	9.769	17:43:18.550
7 -				5:39.655	38.79	2:41.980	17:48:58.206
8 -				3:00.869	72.85	3.194	17:51:59.075
9 -				2:58.137 (2)	73.97	0.462	17:54:57.212
10 -				2:57.675 (1)	74.16		17:57:54.887
11 -				2:59.411	73.45	1.736	18:00:54.298
12 -				3:00.740	72.91	3.065	18:03:55.038
13 -				2:59.600	73.37	1.925	18:06:54.638

P33 5 TD ABBITT / MITHCELL		Mazda MX5					
IDEAL LAP TIME :		BEST LAP TIME : 2:53.339		DIFFERENCE :			
LAP	SECTOR 1	SECTOR 2	SECTOR 3	LAP TIME	MPH	DIFF	TIME OF DAY
1 -				5:02.742	43.52	2:09.403	17:28:50.617
2 -				3:15.954	67.24	22.615	17:32:06.571
3 -				3:04.833	71.29	11.494	17:35:11.404
4 -				2:57.734	74.14	4.395	17:38:09.138
5 -			IN PIT	3:02.179 P	72.33	8.840	17:41:11.317
6 -				5:32.641	39.61	2:39.302	17:46:43.959
7 -				2:54.548	75.49	1.209	17:49:38.507
8 -				2:53.965 (3)	75.74	0.626	17:52:32.472
9 -				2:53.558 (2)	75.92	0.219	17:55:26.030
10 -				2:53.339 (1)	76.02		17:58:19.369
11 -				2:55.073	75.27	1.734	18:01:14.442
12 -				2:53.998	75.73	0.659	18:04:08.440
13 -				2:54.641	75.45	1.302	18:07:03.081

MSVT Super Cup

RACE 15 - SECTOR ANALYSIS



SECTOR 1 = FL to I1, SECTOR 2 = I1 to I2, SECTOR 3 = I2 to FL, DIFF = Difference To Personal Best Lap, P = Crossed Finish Line in Pit Lane, D = Time Disallowed

P34 131 G		Alan LYNE		Renault Clio			
IDEAL LAP TIME : 2:53.793		BEST LAP TIME : 2:54.364		DIFFERENCE : 0.571			
LAP	SECTOR 1	SECTOR 2	SECTOR 3	LAP TIME	MPH	DIFF	TIME OF DAY
1 -		1:45.731	35.756	4:48.513	45.67	1:54.149	17:28:36.388
2 -	59.834	1:38.489	32.704	3:11.027	68.98	16.663	17:31:47.415
3 -	55.923	1:32.565	32.265	3:00.753	72.90	6.389	17:34:48.168
4 -	54.330	1:31.216	32.311	2:57.857	74.09	3.493	17:37:46.025
5 -	54.147	1:33.857	32.507	3:00.511	73.00	6.147	17:40:46.536
6 -	54.542	1:34.100	32.888	3:01.530	72.59	7.166	17:43:48.066
7 -	54.277	1:31.483	IN PIT	3:02.178 P	72.33	7.814	17:46:50.244
8 -	OUTLAP	1:31.319	32.077	5:32.457	39.63	2:38.093	17:52:22.701
9 -	53.714	1:30.657	33.700	2:58.071	74.00	3.707	17:55:20.772
10 -	53.554	1:29.259	31.551	2:54.364 (1)	75.57		17:58:15.136
11 -	55.551	1:29.360	31.969	2:56.880 (2)	74.50	2.516	18:01:12.016
12 -	52.983	1:32.505	31.833	2:57.321 (3)	74.31	2.957	18:04:09.337

P35 45 TB		Chris PAYNE		Caterham Super 7			
IDEAL LAP TIME : 3:00.837		BEST LAP TIME : 3:01.090		DIFFERENCE : 0.253			
LAP	SECTOR 1	SECTOR 2	SECTOR 3	LAP TIME	MPH	DIFF	TIME OF DAY
1 -			35.977	3:51.692	56.87	50.602	17:27:39.567
2 -	59.881	1:41.392	36.180	3:17.453	66.73	16.363	17:30:57.020
3 -	58.427	1:35.850	33.202	3:07.479	70.28	6.389	17:34:04.499
4 -	56.342	1:35.057	32.892	3:04.291	71.50	3.201	17:37:08.790
5 -	55.254	1:32.945	33.743	3:01.942 (3)	72.42	0.852	17:40:10.732
6 -	57.175	1:32.876	IN PIT	3:14.101 P	67.89	13.011	17:43:24.833
7 -	OUTLAP	1:34.499	33.315	5:32.496	39.63	2:31.406	17:48:57.329
8 -	56.239	1:34.270	33.588	3:04.097	71.58	3.007	17:52:01.426
9 -	55.640	1:34.422	33.023	3:03.085	71.97	1.995	17:55:04.511
10 -	55.361	1:32.900	32.829	3:01.090 (1)	72.76		17:58:05.601
11 -	55.870	1:32.754	33.010	3:01.634 (2)	72.55	0.544	18:01:07.235
12 -	55.537	1:35.710	33.325	3:04.572	71.39	3.482	18:04:11.807

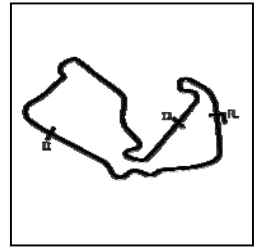
P36 193 TD		Jack YOUHILL		Ford Fiesta			
IDEAL LAP TIME : 2:54.772		BEST LAP TIME : 2:55.093		DIFFERENCE : 0.321			
LAP	SECTOR 1	SECTOR 2	SECTOR 3	LAP TIME	MPH	DIFF	TIME OF DAY
1 -		1:46.071	36.696	4:54.852	44.69	1:59.759	17:28:42.727
2 -	59.508	1:37.978	34.326	3:11.812	68.70	16.719	17:31:54.539
3 -	56.543	1:34.554	33.041	3:04.138	71.56	9.045	17:34:58.677
4 -	55.405	1:31.205	32.592	2:59.202	73.53	4.109	17:37:57.879
5 -	54.958	1:32.810	31.946	2:59.714	73.32	4.621	17:40:57.593
6 -	54.935	1:31.529	31.859	2:58.323	73.89	3.230	17:43:55.916
7 -	53.990	1:30.744	32.068	2:56.802 (2)	74.53	1.709	17:46:52.718
8 -	53.645	1:30.649	IN PIT	3:03.208 P	71.92	8.115	17:49:55.926
9 -	OUTLAP	1:29.292	31.840	5:34.788	39.36	2:39.695	17:55:30.714
10 -	54.267	1:30.918	31.883	2:57.068 (3)	74.42	1.975	17:58:27.782
11 -	53.642	1:29.298	32.153	2:55.093 (1)	75.26		18:01:22.875
12 -	54.738	1:31.404	31.838	2:57.980	74.04	2.887	18:04:20.855

Weather / Track : Overcast / Wet

Silverstone GP
 Circuit Length = 3.6604 miles
 Start: 17:23 Flag 18:04 End: 18:07

MSVT Super Cup

RACE 15 - SECTOR ANALYSIS



SECTOR 1 = FL to I1, SECTOR 2 = I1 to I2, SECTOR 3 = I2 to FL, DIFF = Difference To Personal Best Lap, P = Crossed Finish Line in Pit Lane, D = Time Disallowed

P37 30 B		GETINO / MARTIN		Porsche Boxter			
IDEAL LAP TIME : 2:52.101		BEST LAP TIME : 2:53.750		DIFFERENCE : 1.649			
LAP	SECTOR 1	SECTOR 2	SECTOR 3	LAP TIME	MPH	DIFF	TIME OF DAY
1 -		1:42.209	35.110	4:18.510	50.97	1:24.760	17:28:06.385
2 -	59.523	1:39.996	33.834	3:13.353	68.15	19.603	17:31:19.738
3 -	54.263	1:28.815	30.672	2:53.750 (1)	75.84		17:34:13.488
4 -	52.614	1:30.084	31.362	2:54.060 (2)	75.70	0.310	17:37:07.548
5 -	53.309	1:28.879	32.647	2:54.835	75.37	1.085	17:40:02.383
6 -	54.741	1:29.068	30.826	2:54.635 (3)	75.45	0.885	17:42:57.018
7 -	54.090	1:30.378	IN PIT	3:00.029 P	73.19	6.279	17:45:57.047
8 -	OUTLAP	1:37.660	34.289	6:03.339	36.26	3:09.589	17:52:00.386
9 -	58.984	1:33.769	32.869	3:05.622	70.99	11.872	17:55:06.008
10 -	57.181	1:36.787	32.594	3:06.562	70.63	12.812	17:58:12.570
11 -	58.106	1:37.440	32.319	3:07.865	70.14	14.115	18:01:20.435
12 -	56.962	1:35.607	32.228	3:04.797	71.30	11.047	18:04:25.232

P38 27 TD		ANDREWS / GOLDTHORPE		Ford Fiesta			
IDEAL LAP TIME : 2:55.279		BEST LAP TIME : 2:55.784		DIFFERENCE : 0.505			
LAP	SECTOR 1	SECTOR 2	SECTOR 3	LAP TIME	MPH	DIFF	TIME OF DAY
1 -		1:46.473	37.259	4:58.285	44.17	2:02.501	17:28:46.160
2 -	1:00.269	1:40.818	35.101	3:16.188	67.16	20.404	17:32:02.348
3 -	56.649	1:32.362	32.658	3:01.669	72.53	5.885	17:35:04.017
4 -	55.373	1:30.480	32.850	2:58.703	73.74	2.919	17:38:02.720
5 -	54.803	1:30.802	32.853	2:58.458	73.84	2.674	17:41:01.178
6 -	54.603	1:29.711	IN PIT	3:01.082 P	72.77	5.298	17:44:02.260
7 -	OUTLAP	1:32.954	31.993	5:40.204	38.73	2:44.420	17:49:42.464
8 -	55.984	1:31.983	32.538	3:00.505	73.00	4.721	17:52:42.969
9 -	54.915	1:30.150	31.857	2:56.922 (3)	74.48	1.138	17:55:39.891
10 -	54.786	1:29.854	32.177	2:56.817 (2)	74.52	1.033	17:58:36.708
11 -	54.598	1:30.085	32.249	2:56.932	74.47	1.148	18:01:33.640
12 -	53.711	1:30.088	31.985	2:55.784 (1)	74.96		18:04:29.424

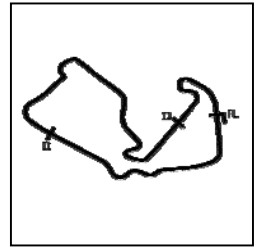
P39 92 TC		Dan ABBITT		Peugeot 306 Rallye			
IDEAL LAP TIME : 2:51.670		BEST LAP TIME : 2:52.638		DIFFERENCE : 0.968			
LAP	SECTOR 1	SECTOR 2	SECTOR 3	LAP TIME	MPH	DIFF	TIME OF DAY
1 -		1:40.719	35.557	4:06.513	53.45	1:13.875	17:27:54.388
2 -	59.627	1:40.795	IN PIT	3:19.727 P	65.97	27.089	17:31:14.115
3 -	OUTLAP	1:33.459	32.441	3:56.096	55.81	1:03.458	17:35:10.211
4 -	54.602	1:30.157	32.187	2:56.946	74.47	4.308	17:38:07.157
5 -	55.002	1:31.127	31.667	2:57.796	74.11	5.158	17:41:04.953
6 -	53.445	1:28.734	IN PIT	2:58.397 P	73.86	5.759	17:44:03.350
7 -	OUTLAP	1:30.113	31.645	5:59.721	36.63	3:07.083	17:50:03.071
8 -	53.130	1:28.644	31.144	2:52.918 (2)	76.20	0.280	17:52:55.989
9 -	52.132	1:29.339	31.167	2:52.638 (1)	76.33		17:55:48.627
10 -	51.882	1:29.660	31.819	2:53.361 (3)	76.01	0.723	17:58:41.988
11 -	53.075	1:29.751	31.933	2:54.759	75.40	2.121	18:01:36.747
12 -	52.934	1:30.299	31.865	2:55.098	75.25	2.460	18:04:31.845

Weather / Track : Overcast / Wet

Silverstone GP
Circuit Length = 3.6604 miles
Start: 17:23 Flag 18:04 End: 18:07

MSVT Super Cup

RACE 15 - SECTOR ANALYSIS



SECTOR 1 = FL to I1, SECTOR 2 = I1 to I2, SECTOR 3 = I2 to FL, DIFF = Difference To Personal Best Lap, P = Crossed Finish Line in Pit Lane, D = Time Disallowed

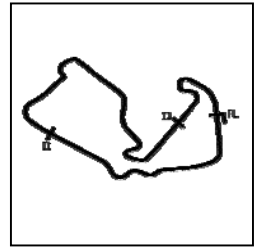
P40 48 TC		Chas ALLEN		Renault Clio			
IDEAL LAP TIME : 2:55.379		BEST LAP TIME : 2:55.445		DIFFERENCE : 0.066			
LAP	SECTOR 1	SECTOR 2	SECTOR 3	LAP TIME	MPH	DIFF	TIME OF DAY
1 -		1:46.106	37.741	5:00.231	43.89	2:04.786	17:28:48.106
2 -	1:01.454	1:38.916	35.471	3:15.841	67.28	20.396	17:32:03.947
3 -	58.918	1:34.276	32.734	3:05.928	70.87	10.483	17:35:09.875
4 -	54.308	1:30.451	32.430	2:57.189 (2)	74.37	1.744	17:38:07.064
5 -	57.910	1:35.465	32.393	3:05.768	70.93	10.323	17:41:12.832
6 -	54.972	1:31.215	32.179	2:58.366 (3)	73.88	2.921	17:44:11.198
7 -	54.553	1:30.542	IN PIT	3:05.525 P	71.02	10.080	17:47:16.723
8 -	OUTLAP	1:32.026	32.685	5:27.125	40.28	2:31.680	17:52:43.848
9 -	55.002	1:31.676	32.186	2:58.864	73.67	3.419	17:55:42.712
10 -	55.935	1:30.551	32.092	2:58.578	73.79	3.133	17:58:41.290
11 -	53.464	1:29.824	32.157	2:55.445 (1)	75.11		18:01:36.735
12 -	54.925	1:31.396	32.091	2:58.412	73.86	2.967	18:04:35.147

P41 3 TD		R.ADAMS / M.ADAMS		Mazda MX5			
IDEAL LAP TIME : 3:00.530		BEST LAP TIME : 3:01.109		DIFFERENCE : 0.579			
LAP	SECTOR 1	SECTOR 2	SECTOR 3	LAP TIME	MPH	DIFF	TIME OF DAY
1 -		1:42.493	34.893	4:17.480	51.17	1:16.371	17:28:05.355
2 -	59.736	1:39.644	34.581	3:13.961	67.94	12.852	17:31:19.316
3 -	56.905	1:34.191	33.992	3:05.088	71.19	3.979	17:34:24.404
4 -	54.893	1:33.406	32.810	3:01.109 (1)	72.76		17:37:25.513
5 -	55.059	1:35.052	32.887	3:02.998	72.01	1.889	17:40:28.511
6 -	55.645	1:36.242	33.013	3:04.900	71.26	3.791	17:43:33.411
7 -	56.159	1:33.905	IN PIT	3:04.560 P	71.40	3.451	17:46:37.971
8 -	OUTLAP	1:36.798	33.303	5:49.670	37.68	2:48.561	17:52:27.641
9 -	56.433	1:33.263	32.495	3:02.191 (3)	72.32	1.082	17:55:29.832
10 -	56.779	1:33.190	33.073	3:03.042	71.99	1.933	17:58:32.874
11 -	55.369	1:33.354	32.920	3:01.643 (2)	72.54	0.534	18:01:34.517
12 -	54.845	1:37.346	32.615	3:04.806	71.30	3.697	18:04:39.323

P42 150 TC		Julian HAMER		Mini Cooper S			
IDEAL LAP TIME : 2:56.512		BEST LAP TIME : 2:57.079		DIFFERENCE : 0.567			
LAP	SECTOR 1	SECTOR 2	SECTOR 3	LAP TIME	MPH	DIFF	TIME OF DAY
1 -		1:43.486	36.999	5:02.443	43.57	2:05.364	17:28:50.318
2 -	1:02.091	1:38.656	35.009	3:15.756	67.31	18.677	17:32:06.074
3 -	59.377	1:34.568	33.752	3:07.697	70.20	10.618	17:35:13.771
4 -	57.716	1:38.307	33.609	3:09.632	69.49	12.553	17:38:23.403
5 -	56.960	1:33.596	32.446	3:03.002	72.00	5.923	17:41:26.405
6 -	55.838	1:33.470	IN PIT	3:08.028 P	70.08	10.949	17:44:34.433
7 -	OUTLAP	1:32.811	32.174	5:34.746	39.36	2:37.667	17:50:09.179
8 -	55.919	1:33.252	31.983	3:01.154	72.74	4.075	17:53:10.333
9 -	54.599	1:32.243	31.790	2:58.632 (2)	73.77	1.553	17:56:08.965
10 -	53.663	1:32.729	32.458	2:58.850 (3)	73.68	1.771	17:59:07.815
11 -	54.824	1:31.542	33.059	2:59.425	73.44	2.346	18:02:07.240
12 -	54.026	1:31.059	31.994	2:57.079 (1)	74.41		18:05:04.319

MSVT Super Cup

RACE 15 - SECTOR ANALYSIS



SECTOR 1 = FL to I1, SECTOR 2 = I1 to I2, SECTOR 3 = I2 to FL, DIFF = Difference To Personal Best Lap, P = Crossed Finish Line in Pit Lane, D = Time Disallowed

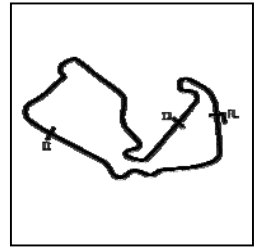
P43 16 TC		Russell SARGENT		Renault Clio 182			
IDEAL LAP TIME : 2:56.590		BEST LAP TIME : 2:56.890		DIFFERENCE : 0.300			
LAP	SECTOR 1	SECTOR 2	SECTOR 3	LAP TIME	MPH	DIFF	TIME OF DAY
1 -		1:39.693	33.637	4:25.920	49.55	1:29.030	17:28:13.795
2 -	59.431	1:35.657	33.603	3:08.691	69.83	11.801	17:31:22.486
3 -	1:00.798	1:35.385	34.116	3:10.299	69.24	13.409	17:34:32.785
4 -	57.371	1:37.990	32.817	3:08.178	70.02	11.288	17:37:40.963
5 -	56.699	1:36.062	IN PIT	3:16.905 P	66.92	20.015	17:40:57.868
6 -	OUTLAP	1:36.401	33.197	6:23.633	34.34	3:26.743	17:47:21.501
7 -	56.205	1:33.317	32.785	3:02.307	72.28	5.417	17:50:23.808
8 -	54.455	1:30.951	32.609	2:58.015 (2)	74.02	1.125	17:53:21.823
9 -	53.590	1:30.754	32.546	2:56.890 (1)	74.49		17:56:18.713
10 -	53.290	1:33.876	32.959	3:00.125	73.15	3.235	17:59:18.838
11 -	54.727	1:31.338	32.598	2:58.663 (3)	73.75	1.773	18:02:17.501
12 -	54.756	1:32.710	33.215	3:00.681	72.93	3.791	18:05:18.182

P44 124 TD		A.HORNIGOLD / R.HORNIGOLD		MG ZR			
IDEAL LAP TIME : 3:01.613		BEST LAP TIME : 3:02.708		DIFFERENCE : 1.095			
LAP	SECTOR 1	SECTOR 2	SECTOR 3	LAP TIME	MPH	DIFF	TIME OF DAY
1 -		1:43.675	36.928	5:08.410	42.72	2:05.702	17:28:56.285
2 -	1:03.074	1:42.180	35.491	3:20.745	65.64	18.037	17:32:17.030
3 -	58.572	1:37.806	35.365	3:11.743	68.72	9.035	17:35:28.773
4 -	59.008	1:39.865	34.994	3:13.867	67.97	11.159	17:38:42.640
5 -	57.794	1:37.154	34.371	3:09.319	69.60	6.611	17:41:51.959
6 -	56.846	1:36.059	34.508	3:07.413	70.31	4.705	17:44:59.372
7 -	56.598	1:36.363	IN PIT	3:10.050 P	69.33	7.342	17:48:09.422
8 -	OUTLAP	1:38.209	34.173	5:55.278	37.09	2:52.570	17:54:04.700
9 -	55.635	1:34.099	33.042	3:02.776 (2)	72.09	0.068	17:57:07.476
10 -	54.671	1:34.381	33.789	3:02.841 (3)	72.07	0.133	18:00:10.317
11 -	55.100	1:33.900	33.708	3:02.708 (1)	72.12		18:03:13.025
12 -	54.742	1:36.237	33.209	3:04.188	71.54	1.480	18:06:17.213

P45 19 TD		Paul BURN		Ford Fiesta			
IDEAL LAP TIME : 3:01.497		BEST LAP TIME : 3:02.145		DIFFERENCE : 0.648			
LAP	SECTOR 1	SECTOR 2	SECTOR 3	LAP TIME	MPH	DIFF	TIME OF DAY
1 -		1:50.755	36.030	5:21.163	41.03	2:19.018	17:29:09.038
2 -	1:04.001	1:46.017	35.816	3:25.834	64.02	23.689	17:32:34.872
3 -	59.907	1:43.102	34.425	3:17.434	66.74	15.289	17:35:52.306
4 -	59.656	1:37.742	33.465	3:10.863	69.04	8.718	17:39:03.169
5 -	57.482	1:37.227	33.181	3:07.890	70.13	5.745	17:42:11.059
6 -	56.930	1:37.624	IN PIT	3:16.102 P	67.19	13.957	17:45:27.161
7 -	OUTLAP	1:36.727	32.902	5:32.900	39.58	2:30.755	17:51:00.061
8 -	56.918	1:36.346	32.837	3:06.101	70.80	3.956	17:54:06.162
9 -	55.666	1:33.805	32.674	3:02.145 (1)	72.34		17:57:08.307
10 -	55.018	1:36.664	33.714	3:05.396	71.07	3.251	18:00:13.703
11 -	55.641	1:34.970	32.698	3:03.309 (2)	71.88	1.164	18:03:17.012
12 -	56.307	1:35.419	33.536	3:05.262 (3)	71.13	3.117	18:06:22.274

MSVT Super Cup

RACE 15 - SECTOR ANALYSIS



SECTOR 1 = FL to I1, SECTOR 2 = I1 to I2, SECTOR 3 = I2 to FL, DIFF = Difference To Personal Best Lap, P = Crossed Finish Line in Pit Lane, D = Time Disallowed

P46 56 TD		DHESI / ARIF		Ford Fiesta			
IDEAL LAP TIME : 3:00.486		BEST LAP TIME : 3:00.965		DIFFERENCE : 0.479			
LAP	SECTOR 1	SECTOR 2	SECTOR 3	LAP TIME	MPH	DIFF	TIME OF DAY
1 -		1:50.730	36.038	5:20.613	41.10	2:19.648	17:29:08.488
2 -	1:04.112	1:46.057	35.886	3:26.055	63.95	25.090	17:32:34.543
3 -	1:04.856	1:50.009	36.635	3:31.500	62.30	30.535	17:36:06.043
4 -	1:05.640	1:50.648	35.458	3:31.746	62.23	30.781	17:39:37.789
5 -	1:03.373	1:39.761	32.961	3:16.095	67.20	15.130	17:42:53.884
6 -	57.586	1:36.005	32.973	3:06.564	70.63	5.599	17:46:00.448
7 -	57.497	1:37.676	33.880	3:09.053	69.70	8.088	17:49:09.501
8 -	56.139	1:35.134	33.258	3:04.531 (3)	71.41	3.566	17:52:14.032
9 -	56.352	1:36.045	IN PIT	3:14.804 P	67.64	13.839	17:55:28.836
10 -	OUTLAP	1:34.981	33.301	4:56.819	44.39	1:55.854	18:00:25.655
11 -	55.998	1:32.415	32.552	3:00.965 (1)	72.81		18:03:26.620
12 -	55.555	1:33.377	32.516	3:01.448 (2)	72.62	0.483	18:06:28.068

P47 7 TC		CURRIE / HUGHES		Renault Clio			
IDEAL LAP TIME : 3:08.692		BEST LAP TIME : 3:10.773		DIFFERENCE : 2.081			
LAP	SECTOR 1	SECTOR 2	SECTOR 3	LAP TIME	MPH	DIFF	TIME OF DAY
1 -		1:47.017	37.383	4:57.561	44.28	1:46.788	17:28:45.436
2 -	59.767	1:40.836	35.804	3:16.407	67.09	5.634	17:32:01.843
3 -	59.019	1:37.850	34.412	3:11.281 (2)	68.89	0.508	17:35:13.124
4 -	57.630	1:37.146	IN PIT	3:15.412 P	67.43	4.639	17:38:28.536
5 -	OUTLAP	1:42.229	35.674	6:24.789	34.24	3:14.016	17:44:53.325
6 -	58.601	1:38.256	33.916	3:10.773 (1)	69.07		17:48:04.098
7 -	57.875	1:39.425	34.390	3:11.690 (3)	68.74	0.917	17:51:15.788
8 -	1:00.048	1:41.709	35.014	3:16.771	66.97	5.998	17:54:32.559
9 -	59.051	1:39.644	34.407	3:13.102	68.24	2.329	17:57:45.661
10 -	58.429	1:39.681	35.202	3:13.312	68.16	2.539	18:00:58.973
11 -	59.544	1:43.942	36.161	3:19.647	66.00	8.874	18:04:18.620

P48 99 TC		QUANTRELL / MARLOW		Renault Clio			
IDEAL LAP TIME : 2:52.971		BEST LAP TIME : 2:53.432		DIFFERENCE : 0.461			
LAP	SECTOR 1	SECTOR 2	SECTOR 3	LAP TIME	MPH	DIFF	TIME OF DAY
1 -		1:42.682	35.345	4:15.730	51.53	1:22.298	17:28:03.605
2 -	59.077	1:39.979	34.942	3:13.998	67.92	20.566	17:31:17.603
3 -	55.998	1:34.195	32.525	3:02.718	72.12	9.286	17:34:20.321
4 -	55.041	1:33.249	32.206	3:00.496	73.00	7.064	17:37:20.817
5 -	53.371	1:32.162	33.154	2:58.687	73.74	5.255	17:40:19.504
6 -	53.955	1:30.558	32.389	2:56.902	74.49	3.470	17:43:16.406
7 -	53.509	1:29.665	33.434	2:56.608 (3)	74.61	3.176	17:46:13.014
8 -	55.550	1:30.224	IN PIT	3:02.884 P	72.05	9.452	17:49:15.898
9 -	OUTLAP	1:29.480	31.460	5:04.377	43.29	2:10.945	17:54:20.275
10 -	53.009	1:29.146	32.577	2:54.732 (2)	75.41	1.300	17:57:15.007
11 -	52.662	1:29.607	31.163	2:53.432 (1)	75.98		18:00:08.439

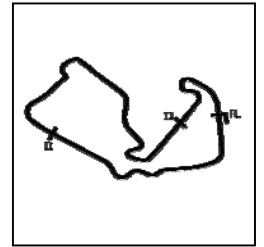
P49 55 TD		WRIGHT / MORRIS		Citreon Saxo			
IDEAL LAP TIME : 2:56.385		BEST LAP TIME : 2:58.385		DIFFERENCE : 2.000			
LAP	SECTOR 1	SECTOR 2	SECTOR 3	LAP TIME	MPH	DIFF	TIME OF DAY
1 -		1:49.559	35.800	5:23.043	40.79	2:24.658	17:29:10.918
2 -	1:04.453	1:44.983	35.330	3:24.766	64.35	26.381	17:32:35.684
3 -	1:05.474	1:47.330	35.090	3:27.894	63.38	29.509	17:36:03.578
4 -	1:01.729	1:42.972	35.331	3:20.032	65.87	21.647	17:39:23.610
5 -	1:00.820	1:43.088	35.270	3:19.178	66.16	20.793	17:42:42.788
6 -	1:00.441	1:41.498	IN PIT	3:23.684 P	64.69	25.299	17:46:06.472
7 -	OUTLAP	1:33.293	32.786	6:15.292	35.11	3:16.907	17:52:21.764
8 -	54.426	1:30.715	34.345	2:59.486 (3)	73.41	1.101	17:55:21.250
9 -	55.011	1:31.250	32.124	2:58.385 (1)	73.87		17:58:19.635
10 -	55.746	1:31.392	31.868	2:59.006 (2)	73.61	0.621	18:01:18.641

Weather / Track : Overcast / Wet

Silverstone GP
Circuit Length = 3.6604 miles
Start: 17:23 Flag 18:04 End: 18:07

MSVT Super Cup

RACE 15 - SECTOR ANALYSIS



SECTOR 1 = FL to I1, SECTOR 2 = I1 to I2, SECTOR 3 = I2 to FL, DIFF = Difference To Personal Best Lap, P = Crossed Finish Line in Pit Lane, D = Time Disallowed

P50		1 TC		GREEN / O'KEEFFE		BMW 328i	
IDEAL LAP TIME :		BEST LAP TIME :		DIFFERENCE :			
LAP	SECTOR 1	SECTOR 2	SECTOR 3	LAP TIME	MPH	DIFF	TIME OF DAY
1 -	OUTLAP	1:55.150	IN PIT	12:05.894	P 18.15		17:35:53.769

MSVT Super Cup

RACE 15 - BEST SECTORS

SECTOR 1			SECTOR 2			SECTOR 3			IDEAL / BEST COMPARISON						
POS	NO	NAME	TIME	NO	NAME	TIME	NO	NAME	TIME	POS	NO	NAME	IDEAL	BEST	DIFF
													PERFECT LAP 2:31.312		
1	91	GURNEY / TESTER	45.509	65	GARDNER / MILLS	1:18.222	54	HUFFORD	27.581	1	135	GALES	2:32.240	2:32.775	0.535
2	2	JACKSON / PIDGLE	45.918	135	GALES	1:18.316	65	GARDNER / MILLS	27.647	2	65	GARDNER / MILLS	2:32.530	2:33.102	0.572
3	54	HUFFORD	46.084	22	GOES	1:18.699	135	GALES	27.666	3	2	JACKSON / PIDGLE	2:32.593	2:34.022	1.429
4	135	GALES	46.258	2	JACKSON / PIDGLE	1:18.827	20	NOBLE	27.795	4	91	GURNEY / TESTER	2:32.699	2:32.813	0.114
5	22	GOES	46.289	20	NOBLE	1:19.028	2	JACKSON / PIDGLE	27.848	5	54	HUFFORD	2:32.767	2:32.842	0.075
6	65	GARDNER / MILLS	46.661	54	HUFFORD	1:19.102	22	GOES	27.852	6	22	GOES	2:32.840	2:33.260	0.420
7	20	NOBLE	47.100	91	GURNEY / TESTER	1:19.187	91	GURNEY / TESTER	28.003	7	20	NOBLE	2:33.923	2:33.975	0.052
8	13	S.PARKIN / R.PARKIN	47.678	13	S.PARKIN / R.PARKIN	1:19.636	13	S.PARKIN / R.PARKIN	28.204	8	13	S.PARKIN / R.PARKIN	2:35.518	2:36.094	0.576
9	63	FINLAY / TAIT	48.268	63	FINLAY / TAIT	1:21.673	63	FINLAY / TAIT	29.022	9	63	FINLAY / TAIT	2:38.963	2:39.342	0.379
10	24	SMITH	48.724	24	SMITH	1:23.400	183	BURSTOW	29.035	10	24	SMITH	2:41.186	2:42.067	0.881
11	11	CULLEY	49.422	183	BURSTOW	1:23.459	24	SMITH	29.062	11	183	BURSTOW	2:42.330	2:42.835	0.505
12	18	DENDY / KAYLOR	49.609	18	DENDY / KAYLOR	1:23.633	10	CULLEY	29.250	12	11	CULLEY	2:42.386	2:43.464	1.078
13	10	CULLEY	49.689	11	CULLEY	1:23.646	11	CULLEY	29.318	13	18	DENDY / KAYLOR	2:42.603	2:43.064	0.461
14	183	BURSTOW	49.836	10	CULLEY	1:23.734	78	D.BRADLEY / R.BRADLEY	29.333	14	10	CULLEY	2:42.673	2:43.205	0.532
15	78	D.BRADLEY / R.BRADLEY	50.002	78	D.BRADLEY / R.BRADLEY	1:24.978	18	DENDY / KAYLOR	29.361	15	78	D.BRADLEY / R.BRADLEY	2:44.313	2:45.292	0.979
16	68	G.WRIGHT / J.WRIGHT	50.127	35	ANSTISS	1:25.135	166	CLARKE	29.675	16	166	CLARKE	2:45.252	2:47.209	1.957
17	166	CLARKE	50.287	166	CLARKE	1:25.290	8	COOPER	29.702	17	8	COOPER	2:45.726	2:46.257	0.531
18	42	MENNIE	50.486	8	COOPER	1:25.363	35	ANSTISS	30.179	18	35	ANSTISS	2:45.927	2:46.193	0.266
19	35	ANSTISS	50.613	170	NOSSITER	1:25.852	42	MENNIE	30.334	19	42	MENNIE	2:46.726	2:47.181	0.455
20	8	COOPER	50.661	42	MENNIE	1:25.906	170	NOSSITER	30.566	20	68	G.WRIGHT / J.WRIGHT	2:46.968	2:46.968	0.000
21	170	NOSSITER	50.996	68	G.WRIGHT / J.WRIGHT	1:25.985	88	RI.LUNDY / RO.LUNDY	30.599	21	170	NOSSITER	2:47.414	2:47.536	0.122
22	88	RI.LUNDY / RO.LUNDY	51.138	32	MAYHEW / WILTSHIRE	1:26.030	30	GETINO / MARTIN	30.672	22	32	MAYHEW / WILTSHIRE	2:48.112	2:50.990	2.878
23	32	MAYHEW / WILTSHIRE	51.279	112	JOHANSSON / THOMAS	1:26.758	32	MAYHEW / WILTSHIRE	30.803	23	88	RI.LUNDY / RO.LUNDY	2:48.665	2:49.494	0.829
24	112	JOHANSSON / THOMAS	51.501	88	RI.LUNDY / RO.LUNDY	1:26.928	112	JOHANSSON / THOMAS	30.825	24	112	JOHANSSON / THOMAS	2:49.084	2:49.572	0.488
25	26	MCLEAN	51.721	12	DONOVAN	1:27.657	68	G.WRIGHT / J.WRIGHT	30.856	25	12	DONOVAN	2:50.710	2:51.855	1.145
26	92	ABBITT	51.882	26	MCLEAN	1:27.980	12	DONOVAN	31.092	26	26	MCLEAN	2:51.018	2:52.170	1.152
27	12	DONOVAN	51.961	39	CATER	1:28.305	92	ABBITT	31.144	27	92	ABBITT	2:51.670	2:52.638	0.968
28	75	SECKEL / SCRIVEN	52.278	75	SECKEL / SCRIVEN	1:28.343	99	QUANTRELL / MARLI	31.163	28	75	SECKEL / SCRIVEN	2:51.875	2:52.065	0.190
29	144	HOBSON	52.480	182	OWEN	1:28.642	39	CATER	31.175	29	30	GETINO / MARTIN	2:52.101	2:53.750	1.649
30	69	HARDING / SLATER	52.489	92	ABBITT	1:28.644	75	SECKEL / SCRIVEN	31.254	30	39	CATER	2:52.260	2:52.497	0.237
31	30	GETINO / MARTIN	52.614	69	HARDING / SLATER	1:28.690	26	MCLEAN	31.317	31	99	QUANTRELL / MARLI	2:52.971	2:53.432	0.461
32	99	QUANTRELL / MARLI	52.662	30	GETINO / MARTIN	1:28.815	144	HOBSON	31.415	32	182	OWEN	2:53.084	2:53.991	0.907
33	182	OWEN	52.764	99	QUANTRELL / MARLI	1:29.146	131	LYNE	31.551	33	131	LYNE	2:53.793	2:54.364	0.571
34	39	CATER	52.780	131	LYNE	1:29.259	182	OWEN	31.678	34	144	HOBSON	2:54.399	2:55.273	0.874
35	131	LYNE	52.983	193	YOUHILL	1:29.292	150	HAMER	31.790	35	193	YOUHILL	2:54.772	2:55.093	0.321
36	16	SARGENT	53.290	27	ANDREWS / GOLDING	1:29.711	193	YOUHILL	31.838	36	27	ANDREWS / GOLDING	2:55.279	2:55.784	0.505
37	48	ALLEN	53.464	48	ALLEN	1:29.824	27	ANDREWS / GOLDING	31.857	37	48	ALLEN	2:55.379	2:55.445	0.066
38	193	YOUHILL	53.642	144	HOBSON	1:30.504	55	WRIGHT / MORRIS	31.868	38	55	WRIGHT / MORRIS	2:56.385	2:58.385	2.000
39	150	HAMER	53.663	55	WRIGHT / MORRIS	1:30.715	48	ALLEN	32.091	39	150	HAMER	2:56.512	2:57.079	0.567
40	27	ANDREWS / GOLDING	53.711	16	SARGENT	1:30.754	3	R.ADAMS / M.ADAMS	32.495	40	16	SARGENT	2:56.590	2:56.890	0.300
41	55	WRIGHT / MORRIS	53.802	150	HAMER	1:31.059	56	DHESI / ARIF	32.516	41	56	DHESI / ARIF	3:00.486	3:00.965	0.479
42	124	A.HORNIGOLD / R.HORNIGOLD	54.671	56	DHESI / ARIF	1:32.415	16	SARGENT	32.546	42	3	R.ADAMS / M.ADAMS	3:00.530	3:01.109	0.579
43	3	R.ADAMS / M.ADAMS	54.845	45	PAYNE	1:32.754	19	BURN	32.674	43	45	PAYNE	3:00.837	3:01.090	0.253
44	19	BURN	55.018	3	R.ADAMS / M.ADAMS	1:33.190	45	PAYNE	32.829	44	19	BURN	3:01.497	3:02.145	0.648
45	45	PAYNE	55.254	19	BURN	1:33.805	124	A.HORNIGOLD / R.HORNIGOLD	33.042	45	124	A.HORNIGOLD / R.HORNIGOLD	3:01.613	3:02.708	1.095
46	56	DHESI / ARIF	55.555	124	A.HORNIGOLD / R.HORNIGOLD	1:33.900	7	CURRIE / HUGHES	33.916	46	7	CURRIE / HUGHES	3:08.692	3:10.773	2.081
47	7	CURRIE / HUGHES	57.630	7	CURRIE / HUGHES	1:37.146				47	5	ABBITT / MITHCELL		2:53.339	
48				1	GREEN / O'KEEFFE	1:55.150				48	98	PALK / POTTINGER		2:57.675	
49										49	69	HARDING / SLATER		2:47.686	
50										50	1	GREEN / O'KEEFFE			

Silverstone GP

Circuit Length = 3.6604 miles

Start: 17:23 Flag 18:04 End: 18:07

Weather / Track : Overcast / Wet

Results can be found at www.tsl-timing.com

Printed - 18:09 Sunday, 16 August 2020

MSVT Super Cup

RACE 15 - STATISTICS

Competitors Started 50
Planned Start 2020-08-16 @ 16:55:00.000
Actual Start 2020-08-16 @ 17:23:47.875
Finish Time 2020-08-16 @ 18:04:08.441
Track Length 3.6604mi.
Total Laps 632
Total Distance Covered 2313.4345mi.

Session Fastest Lap History

NO	CL	NAME	LAP TIME	TIME OF DAY	LAP	VEHICLE
91	S	GURNEY / TESTER	3:19.473	17:27:07.326	1	BMW M3
91	S	GURNEY / TESTER	3:12.094	17:30:19.426	2	BMW M3
16	TC	Russell SARGENT	3:08.691	17:31:22.484	2	Renault Clio 182
182	TC	Oliver OWEN	3:06.942	17:31:22.777	2	Renault Clio Sport 182
91	S	GURNEY / TESTER	2:38.138	17:32:57.563	3	BMW M3
2	S	JACKSON / PIDGLEY	2:38.026	17:32:58.204	3	Seat Supercopa Gen2
135	S	Steve GALES	2:37.937	17:33:00.284	3	Seat Leon Cup
91	S	GURNEY / TESTER	2:35.129	17:35:32.693	4	BMW M3
91	S	GURNEY / TESTER	2:34.625	17:38:07.318	5	BMW M3
2	S	JACKSON / PIDGLEY	2:34.499	17:38:08.866	5	Seat Supercopa Gen2
91	S	GURNEY / TESTER	2:32.813	17:43:15.189	7	BMW M3
135	S	Steve GALES	2:32.775	18:01:33.677	13	Seat Leon Cup

Session Leader History

NO	CL	NAME	FROM LAP	LAPS LED	DISTANCE	VEHICLE
91	S	GURNEY / TESTER	1	8	29.28 miles	BMW M3
65	S	GARDNER / MILLS	9	1	3.66 miles	BMW M3
18	B	DENDY / KAYLOR	10	1	3.66 miles	Seat SuperCopa
2	S	JACKSON / PIDGLEY	11	3	10.98 miles	Seat Supercopa Gen2
135	S	Steve GALES	14	1	3.66 miles	Seat Leon Cup

Flag History

TYPE	TIME OF DAY
SAFETY	17:23:47.875
GREEN	17:23:47.875
GREEN	17:29:10.919
FINISH	18:04:08.441

Flag Statistics

TYPE	COUNT	TOTAL LAPS	TOTAL TIME
Green	2	14	44:02.651
Red	0	0	0.000
Safety Car	1	0	0.000
FCY	0	0	0.000

Weather / Track : Overcast / Wet

MSVT Super Cup

RACE 15 - STATISTICS

CLASS : A

5 Starters

Fastest Lap History

NO	NAME	LAP TIME	TIME OF DAY	LAP	VEHICLE
13	S.PARKIN / R.PARKIN	3:25.315	17:27:13.183	1	VW Golf TDI
13	S.PARKIN / R.PARKIN	3:13.162	17:30:26.346	2	VW Golf TDI
10	Martyn CULLEY	3:12.785	17:30:33.394	2	Seat Leon Cupra R
13	S.PARKIN / R.PARKIN	2:40.055	17:33:06.401	3	VW Golf TDI
13	S.PARKIN / R.PARKIN	2:38.521	17:38:26.163	5	VW Golf TDI
13	S.PARKIN / R.PARKIN	2:36.094	17:51:30.549	9	VW Golf TDI

Leader History

NO	NAME	FROM LAP	LAPS LED	DISTANCE	VEHICLE
13	S.PARKIN / R.PARKIN	1	6	21.96 miles	VW Golf TDI
78	D.BRADLEY / R.BRADLEY	7	2	7.32 miles	BMW M3
13	S.PARKIN / R.PARKIN	9	6	21.96 miles	VW Golf TDI

MSVT Super Cup

RACE 15 - STATISTICS

CLASS : B

3 Starters

Fastest Lap History

NO	NAME	LAP TIME	TIME OF DAY	LAP	VEHICLE
18	DENDY / KAYLOR	3:53.333	17:27:41.202	1	Seat SuperCopa
18	DENDY / KAYLOR	3:17.006	17:30:58.208	2	Seat SuperCopa
24	Michael SMITH	3:15.637	17:30:59.348	2	Seat Ibiza
30	GETINO / MARTIN	3:13.353	17:31:19.735	2	Porsche Boxter
18	DENDY / KAYLOR	2:50.645	17:33:48.854	3	Seat SuperCopa
24	Michael SMITH	2:45.669	17:36:36.741	4	Seat Ibiza
24	Michael SMITH	2:45.389	17:39:22.128	5	Seat Ibiza
24	Michael SMITH	2:43.946	17:42:06.077	6	Seat Ibiza
18	DENDY / KAYLOR	2:43.352	17:47:40.261	8	Seat SuperCopa
18	DENDY / KAYLOR	2:43.064	17:50:23.326	9	Seat SuperCopa
24	Michael SMITH	2:42.067	17:55:41.829	10	Seat Ibiza

Leader History

NO	NAME	FROM LAP	LAPS LED	DISTANCE	VEHICLE
18	DENDY / KAYLOR	1	3	10.98 miles	Seat SuperCopa
24	Michael SMITH	4	4	14.64 miles	Seat Ibiza
18	DENDY / KAYLOR	8	3	10.98 miles	Seat SuperCopa
24	Michael SMITH	11	4	14.64 miles	Seat Ibiza

Weather / Track : Overcast / Wet

Results can be found at www.tsl-timing.com

Page 3 of 9

Silverstone GP
Circuit Length = 3.6604 miles
Start: 17:23 Flag 18:04 End: 18:07
Printed - 18:10 Sunday, 16 August 2020

MSVT Super Cup

RACE 15 - STATISTICS

CLASS : C

1 Starters

Fastest Lap History

NO	NAME	LAP TIME	TIME OF DAY	LAP	VEHICLE
35	Matthew ANSTISS	3:35.438	17:27:23.310	1	Honda S2000
35	Matthew ANSTISS	3:12.152	17:30:35.461	2	Honda S2000
35	Matthew ANSTISS	2:55.453	17:33:30.914	3	Honda S2000
35	Matthew ANSTISS	2:49.425	17:36:20.339	4	Honda S2000
35	Matthew ANSTISS	2:48.494	17:50:10.156	8	Honda S2000
35	Matthew ANSTISS	2:47.450	17:52:57.606	9	Honda S2000
35	Matthew ANSTISS	2:47.038	17:55:44.644	10	Honda S2000
35	Matthew ANSTISS	2:46.193	18:01:23.065	12	Honda S2000

Leader History

NO	NAME	FROM LAP	LAPS LED	DISTANCE	VEHICLE
35	Matthew ANSTISS	1	13	47.58 miles	Honda S2000

MSVT Super Cup

RACE 15 - STATISTICS

CLASS : G

3 Starters

Fastest Lap History

NO	NAME	LAP TIME	TIME OF DAY	LAP	VEHICLE
166	Richard CLARKE	3:28.820	17:27:16.713	1	Mini JCW
166	Richard CLARKE	3:13.269	17:30:29.978	2	Mini JCW
63	FINLAY / TAIT	3:12.876	17:30:30.517	2	Ford Fiesta ST180
131	Alan LYNE	3:11.027	17:31:47.395	2	Renault Clio
63	FINLAY / TAIT	2:42.747	17:33:13.264	3	Ford Fiesta ST180
63	FINLAY / TAIT	2:40.337	17:46:36.923	7	Ford Fiesta ST180
63	FINLAY / TAIT	2:39.342	18:02:39.407	13	Ford Fiesta ST180

Leader History

NO	NAME	FROM LAP	LAPS LED	DISTANCE	VEHICLE
166	Richard CLARKE	1	2	7.32 miles	Mini JCW
63	FINLAY / TAIT	3	3	10.98 miles	Ford Fiesta ST180
166	Richard CLARKE	6	1	3.66 miles	Mini JCW
63	FINLAY / TAIT	7	8	29.28 miles	Ford Fiesta ST180

MSVT Super Cup

RACE 15 - STATISTICS

CLASS : S

7 Starters

Fastest Lap History

NO	NAME	LAP TIME	TIME OF DAY	LAP	VEHICLE
91	GURNEY / TESTER	3:19.473	17:27:07.326	1	BMW M3
91	GURNEY / TESTER	3:12.094	17:30:19.426	2	BMW M3
91	GURNEY / TESTER	2:38.138	17:32:57.563	3	BMW M3
2	JACKSON / PIDGLEY	2:38.026	17:32:58.204	3	Seat Supercopa Gen2
135	Steve GALES	2:37.937	17:33:00.284	3	Seat Leon Cup
91	GURNEY / TESTER	2:35.129	17:35:32.693	4	BMW M3
91	GURNEY / TESTER	2:34.625	17:38:07.318	5	BMW M3
2	JACKSON / PIDGLEY	2:34.499	17:38:08.866	5	Seat Supercopa Gen2
91	GURNEY / TESTER	2:32.813	17:43:15.189	7	BMW M3
135	Steve GALES	2:32.775	18:01:33.677	13	Seat Leon Cup

Leader History

NO	NAME	FROM LAP	LAPS LED	DISTANCE	VEHICLE
91	GURNEY / TESTER	1	8	29.28 miles	BMW M3
65	GARDNER / MILLS	9	1	3.66 miles	BMW M3
91	GURNEY / TESTER	10	1	3.66 miles	BMW M3
2	JACKSON / PIDGLEY	11	3	10.98 miles	Seat Supercopa Gen2
135	Steve GALES	14	1	3.66 miles	Seat Leon Cup

MSVT Super Cup

RACE 15 - STATISTICS

CLASS : TB

5 Starters

Fastest Lap History

NO	NAME	LAP TIME	TIME OF DAY	LAP	VEHICLE
45	Chris PAYNE	3:51.692	17:27:39.551	1	Caterham Super 7
45	Chris PAYNE	3:17.453	17:30:57.004	2	Caterham Super 7
170	Matt NOSSITER	3:17.077	17:30:57.356	2	BMW E36
68	G.WRIGHT / J.WRIGHT	3:14.346	17:31:00.913	2	Porsche 944
69	HARDING / SLATER	3:13.731	17:31:01.600	2	Honda Civic Type R
170	Matt NOSSITER	3:01.129	17:33:58.486	3	BMW E36
69	HARDING / SLATER	2:59.376	17:34:00.976	3	Honda Civic Type R
8	John COOPER	2:54.457	17:34:04.941	3	Ford Fiesta
8	John COOPER	2:50.493	17:36:55.433	4	Ford Fiesta
8	John COOPER	2:48.858	17:39:44.292	5	Ford Fiesta
8	John COOPER	2:47.418	17:49:58.767	8	Ford Fiesta
8	John COOPER	2:46.610	17:52:45.377	9	Ford Fiesta
8	John COOPER	2:46.257	18:03:55.586	13	Ford Fiesta

Leader History

NO	NAME	FROM LAP	LAPS LED	DISTANCE	VEHICLE
45	Chris PAYNE	1	2	7.32 miles	Caterham Super 7
170	Matt NOSSITER	3	2	7.32 miles	BMW E36
8	John COOPER	5	10	36.60 miles	Ford Fiesta

Weather / Track : Overcast / Wet

Silverstone GP
 Circuit Length = 3.6604 miles
 Start: 17:23 Flag 18:04 End: 18:07

MSVT Super Cup

RACE 15 - STATISTICS

CLASS : TC

17 Starters

Fastest Lap History

NO	NAME	LAP TIME	TIME OF DAY	LAP	VEHICLE
112	JOHANSSON / THOMPSON	3:53.906	17:27:41.770	1	Renault Clio
112	JOHANSSON / THOMPSON	3:16.881	17:30:58.652	2	Renault Clio
26	Cameron MCLEAN	3:15.824	17:30:59.045	2	Renault Clio 182
32	MAYHEW / WILTSHIRE	3:15.456	17:30:59.607	2	Renault Clio Cup Racer
98	PALK / POTTINGER	3:14.539	17:31:05.739	2	Renault Clio
42	David MENNIE	3:14.144	17:31:07.124	2	BMW E36 328i
75	SECKEL / SCRIVENS	3:14.014	17:31:11.001	2	Honda Integra Type R
99	QUANTRELL / MARLOW	3:13.998	17:31:17.594	2	Renault Clio
16	Russell SARGENT	3:08.691	17:31:22.484	2	Renault Clio 182
182	Oliver OWEN	3:06.942	17:31:22.777	2	Renault Clio Sport 182
112	JOHANSSON / THOMPSON	2:52.868	17:33:51.520	3	Renault Clio
112	JOHANSSON / THOMPSON	2:49.735	17:36:41.255	4	Renault Clio
42	David MENNIE	2:48.949	17:39:50.510	5	BMW E36 328i
42	David MENNIE	2:48.828	17:45:28.693	7	BMW E36 328i
42	David MENNIE	2:48.616	17:56:29.673	10	BMW E36 328i
42	David MENNIE	2:47.181	17:59:16.855	11	BMW E36 328i

Leader History

NO	NAME	FROM LAP	LAPS LED	DISTANCE	VEHICLE
112	JOHANSSON / THOMPSON	1	8	29.28 miles	Renault Clio
182	Oliver OWEN	9	1	3.66 miles	Renault Clio Sport 182
112	JOHANSSON / THOMPSON	10	2	7.32 miles	Renault Clio
42	David MENNIE	12	2	7.32 miles	BMW E36 328i

Weather / Track : Overcast / Wet

Results can be found at www.tsl-timing.com

Page 8 of 9

Silverstone GP
Circuit Length = 3.6604 miles
Start: 17:23 Flag 18:04 End: 18:07

Printed - 18:10 Sunday, 16 August 2020

MSVT Super Cup

RACE 15 - STATISTICS

CLASS : TD

9 Starters

Fastest Lap History

NO	NAME	LAP TIME	TIME OF DAY	LAP	VEHICLE
3	R.ADAMS / M.ADAMS	4:17.480	17:28:05.349	1	Mazda MX5
3	R.ADAMS / M.ADAMS	3:13.961	17:31:19.310	2	Mazda MX5
193	Jack YOUHILL	3:11.812	17:31:54.530	2	Ford Fiesta
3	R.ADAMS / M.ADAMS	3:05.088	17:34:24.398	3	Mazda MX5
193	Jack YOUHILL	3:04.138	17:34:58.666	3	Ford Fiesta
39	Ben CATER	2:57.650	17:35:02.160	3	Toyota MR2
39	Ben CATER	2:54.885	17:37:57.045	4	Toyota MR2
39	Ben CATER	2:54.335	17:43:46.359	6	Toyota MR2
5	ABBITT / MITHCELL	2:53.965	17:52:32.472	8	Mazda MX5
5	ABBITT / MITHCELL	2:53.558	17:55:26.030	9	Mazda MX5
39	Ben CATER	2:52.497	17:57:59.842	10	Toyota MR2

Leader History

NO	NAME	FROM LAP	LAPS LED	DISTANCE	VEHICLE
3	R.ADAMS / M.ADAMS	1	7	25.62 miles	Mazda MX5
193	Jack YOUHILL	8	1	3.66 miles	Ford Fiesta
39	Ben CATER	9	5	18.30 miles	Toyota MR2

Weather / Track : Overcast / Wet

Silverstone GP
 Circuit Length = 3.6604 miles
 Start: 17:23 Flag 18:04 End: 18:07